

PRECINCT 1

Statistics	TOTAL	Absentee	Early Voting	Election Day
Registered Voters - Total	1,572			
Registered Voters - Republican Party	0			
Registered Voters - Democratic Party	0			
Registered Voters - NONPARTISAN	1,572			
Ballots Cast - Total	446	15	281	150
Ballots Cast - Republican Party	415	15	258	142
Ballots Cast - Democratic Party	31	0	23	8
Ballots Cast - NONPARTISAN	0	0	0	0
Ballots Cast - Blank	0	0	0	0
Voter Turnout - Total	28.37%			
Voter Turnout - Republican Party	0.00%			
Voter Turnout - Democratic Party	0.00%			
Voter Turnout - NONPARTISAN	0.00%			

REP US Senator

Vote For 1

	TOTAL	VOTE %	Absentee	Early Voting	Election Day
Ken Paxton	194	46.75%	7	121	66
Wesley Hunt	35	8.43%	0	20	15
Sara Canady	2	0.48%	0	2	0
Virgil John Bierschwale	1	0.24%	0	1	0
Anna Bender	2	0.48%	0	1	1
John Cornyn	168	40.48%	7	104	57
Gulrez "Gus" Khan	3	0.72%	1	1	1
John O. Adefope	1	0.24%	0	1	0
Total Votes Cast	406	97.83%	15	251	140
Overvotes	0	0.00%	0	0	0
Undervotes	9	2.17%	0	7	2
Contest Totals	415	100.00%	15	258	142

REP US Representative, District 11

Vote For 1

	TOTAL	VOTE %	Absentee	Early Voting	Election Day
August Pfluger	344	82.89%	10	214	120
Total Votes Cast	344	82.89%	10	214	120
Overvotes	0	0.00%	0	0	0
Undervotes	71	17.11%	5	44	22
Contest Totals	415	100.00%	15	258	142

PRECINCT 1

REP Governor

Vote For 1

	TOTAL	VOTE %	Absentee	Early Voting	Election Day
Arturo Espinosa	2	0.48%	0	2	0
Greg Abbott	346	83.37%	13	216	117
Pete "Doc" Chambers	43	10.36%	1	25	17
Stephen Samuelson	3	0.72%	0	2	1
Evelyn Brooks	7	1.69%	1	5	1
Kenneth Hyde	0	0.00%	0	0	0
Ronnie Tullos	2	0.48%	0	0	2
Nathaniel Welch	0	0.00%	0	0	0
Mark V. Goloby	0	0.00%	0	0	0
R.F. "Bob" Achgill	1	0.24%	0	0	1
Charles Andrew Crouch	1	0.24%	0	1	0
Total Votes Cast	405	97.59%	15	251	139
Overvotes	0	0.00%	0	0	0
Undervotes	10	2.41%	0	7	3
Contest Totals	415	100.00%	15	258	142

REP Lieutenant Governor

Vote For 1

	TOTAL	VOTE %	Absentee	Early Voting	Election Day
Esala Wueschner	7	1.69%	0	4	3
Dan Patrick	346	83.37%	14	211	121
Timothy Mabry	39	9.40%	1	24	14
Perla Munoz Hopkins	7	1.69%	0	4	3
Total Votes Cast	399	96.14%	15	243	141
Overvotes	0	0.00%	0	0	0
Undervotes	16	3.86%	0	15	1
Contest Totals	415	100.00%	15	258	142

REP Attorney General

Vote For 1

	TOTAL	VOTE %	Absentee	Early Voting	Election Day
Aaron Reitz	48	11.57%	0	37	11
Joan Huffman	78	18.80%	3	41	34
Mayes Middleton	111	26.75%	6	67	38
Chip Roy	133	32.05%	5	80	48
Total Votes Cast	370	89.16%	14	225	131
Overvotes	0	0.00%	0	0	0
Undervotes	45	10.84%	1	33	11
Contest Totals	415	100.00%	15	258	142

PRECINCT 1

REP Comptroller of Public Accounts

Vote For 1

	TOTAL	VOTE %		Absentee	Early Voting	Election Day
Christi Craddick	101	24.34%	<div style="width: 24.34%; background-color: #ffc107;"></div>	3	67	31
Don Huffines	177	42.65%	<div style="width: 42.65%; background-color: #ffc107;"></div>	8	103	66
Kelly Hancock	93	22.41%	<div style="width: 22.41%; background-color: #ffc107;"></div>	2	56	35
Michael Berlanga	6	1.45%	<div style="width: 1.45%; background-color: #ffc107;"></div>	0	5	1
Total Votes Cast	377	90.84%	<div style="width: 90.84%; background-color: #ffc107;"></div>	13	231	133
Overvotes	0	0.00%	<div style="width: 0.00%; background-color: #ffc107;"></div>	0	0	0
Undervotes	38	9.16%	<div style="width: 9.16%; background-color: #ffc107;"></div>	2	27	9
Contest Totals	415	100.00%	<div style="width: 100.00%; background-color: #ffc107;"></div>	15	258	142

REP Comm General Land Office

Vote For 1

	TOTAL	VOTE %		Absentee	Early Voting	Election Day
Dawn Buckingham	344	82.89%	<div style="width: 82.89%; background-color: #ffc107;"></div>	11	210	123
Total Votes Cast	344	82.89%	<div style="width: 82.89%; background-color: #ffc107;"></div>	11	210	123
Overvotes	0	0.00%	<div style="width: 0.00%; background-color: #ffc107;"></div>	0	0	0
Undervotes	71	17.11%	<div style="width: 17.11%; background-color: #ffc107;"></div>	4	48	19
Contest Totals	415	100.00%	<div style="width: 100.00%; background-color: #ffc107;"></div>	15	258	142

REP Commissioner of Agriculture

Vote For 1

	TOTAL	VOTE %		Absentee	Early Voting	Election Day
Nate Sheets	139	33.49%	<div style="width: 33.49%; background-color: #ffc107;"></div>	4	84	51
Sid Miller	233	56.14%	<div style="width: 56.14%; background-color: #ffc107;"></div>	8	142	83
Total Votes Cast	372	89.64%	<div style="width: 89.64%; background-color: #ffc107;"></div>	12	226	134
Overvotes	0	0.00%	<div style="width: 0.00%; background-color: #ffc107;"></div>	0	0	0
Undervotes	43	10.36%	<div style="width: 10.36%; background-color: #ffc107;"></div>	3	32	8
Contest Totals	415	100.00%	<div style="width: 100.00%; background-color: #ffc107;"></div>	15	258	142

REP Railroad Commissioner

Vote For 1

	TOTAL	VOTE %		Absentee	Early Voting	Election Day
Hawk Dunlap	65	15.66%	<div style="width: 15.66%; background-color: #ffc107;"></div>	0	38	27
Bo French	38	9.16%	<div style="width: 9.16%; background-color: #ffc107;"></div>	1	25	12
Jim Wright	146	35.18%	<div style="width: 35.18%; background-color: #ffc107;"></div>	7	86	53
Katherine Culbert	23	5.54%	<div style="width: 5.54%; background-color: #ffc107;"></div>	3	16	4
James (Jim) Matlock	77	18.55%	<div style="width: 18.55%; background-color: #ffc107;"></div>	0	48	29
Total Votes Cast	349	84.10%	<div style="width: 84.10%; background-color: #ffc107;"></div>	11	213	125
Overvotes	0	0.00%	<div style="width: 0.00%; background-color: #ffc107;"></div>	0	0	0
Undervotes	66	15.90%	<div style="width: 15.90%; background-color: #ffc107;"></div>	4	45	17
Contest Totals	415	100.00%	<div style="width: 100.00%; background-color: #ffc107;"></div>	15	258	142

PRECINCT 1

REP Chief Justice, Supreme Court

Vote For 1

	TOTAL	VOTE %		Absentee	Early Voting	Election Day
Jimmy Blacklock	348	83.86%	<div style="width: 83.86%;"><div style="width: 83.86%;"></div></div>	11	217	120
Total Votes Cast	348	83.86%	<div style="width: 83.86%;"><div style="width: 83.86%;"></div></div>	11	217	120
Overvotes	0	0.00%	<div style="width: 0%;"><div style="width: 0%;"></div></div>	0	0	0
Undervotes	67	16.14%	<div style="width: 16.14%;"><div style="width: 16.14%;"></div></div>	4	41	22
Contest Totals	415	100.00%	<div style="width: 100%;"><div style="width: 100%;"></div></div>	15	258	142

REP Justice, Supreme Court, PI 2 Unexp

Vote For 1

	TOTAL	VOTE %		Absentee	Early Voting	Election Day
James P. Sullivan	340	81.93%	<div style="width: 81.93%;"><div style="width: 81.93%;"></div></div>	11	213	116
Total Votes Cast	340	81.93%	<div style="width: 81.93%;"><div style="width: 81.93%;"></div></div>	11	213	116
Overvotes	0	0.00%	<div style="width: 0%;"><div style="width: 0%;"></div></div>	0	0	0
Undervotes	75	18.07%	<div style="width: 18.07%;"><div style="width: 18.07%;"></div></div>	4	45	26
Contest Totals	415	100.00%	<div style="width: 100%;"><div style="width: 100%;"></div></div>	15	258	142

REP Justice, Supreme Court, PI 7

Vote For 1

	TOTAL	VOTE %		Absentee	Early Voting	Election Day
Kyle Hawkins	328	79.04%	<div style="width: 79.04%;"><div style="width: 79.04%;"></div></div>	11	205	112
Total Votes Cast	328	79.04%	<div style="width: 79.04%;"><div style="width: 79.04%;"></div></div>	11	205	112
Overvotes	0	0.00%	<div style="width: 0%;"><div style="width: 0%;"></div></div>	0	0	0
Undervotes	87	20.96%	<div style="width: 20.96%;"><div style="width: 20.96%;"></div></div>	4	53	30
Contest Totals	415	100.00%	<div style="width: 100%;"><div style="width: 100%;"></div></div>	15	258	142

REP Justice, Supreme Court, PI 8

Vote For 1

	TOTAL	VOTE %		Absentee	Early Voting	Election Day
Brett Busby	327	78.80%	<div style="width: 78.80%;"><div style="width: 78.80%;"></div></div>	10	202	115
Total Votes Cast	327	78.80%	<div style="width: 78.80%;"><div style="width: 78.80%;"></div></div>	10	202	115
Overvotes	0	0.00%	<div style="width: 0%;"><div style="width: 0%;"></div></div>	0	0	0
Undervotes	88	21.20%	<div style="width: 21.20%;"><div style="width: 21.20%;"></div></div>	5	56	27
Contest Totals	415	100.00%	<div style="width: 100%;"><div style="width: 100%;"></div></div>	15	258	142

PRECINCT 1

REP Judge, Ct of Crim App, PI 3

Vote For 1

	TOTAL	VOTE %		Absentee	Early Voting	Election Day
Alison Fox	71	17.11%	<div style="width: 17.11%;"><div style="width: 17.11%;"></div></div>	2	44	25
Lesli Fitzpatrick	76	18.31%	<div style="width: 18.31%;"><div style="width: 18.31%;"></div></div>	2	43	31
Thomas Smith	83	20.00%	<div style="width: 20.00%;"><div style="width: 20.00%;"></div></div>	2	44	37
Brent Coffee	86	20.72%	<div style="width: 20.72%;"><div style="width: 20.72%;"></div></div>	2	63	21
Total Votes Cast	316	76.14%	<div style="width: 76.14%;"><div style="width: 76.14%;"></div></div>	8	194	114
Overvotes	0	0.00%	<div style="width: 0.00%;"><div style="width: 0.00%;"></div></div>	0	0	0
Undervotes	99	23.86%	<div style="width: 23.86%;"><div style="width: 23.86%;"></div></div>	7	64	28
Contest Totals	415	100.00%	<div style="width: 100.00%;"><div style="width: 100.00%;"></div></div>	15	258	142

REP Judge, Ct of Crim App, PI 4

Vote For 1

	TOTAL	VOTE %		Absentee	Early Voting	Election Day
Kevin Patrick Yeary	325	78.31%	<div style="width: 78.31%;"><div style="width: 78.31%;"></div></div>	9	205	111
Total Votes Cast	325	78.31%	<div style="width: 78.31%;"><div style="width: 78.31%;"></div></div>	9	205	111
Overvotes	0	0.00%	<div style="width: 0.00%;"><div style="width: 0.00%;"></div></div>	0	0	0
Undervotes	90	21.69%	<div style="width: 21.69%;"><div style="width: 21.69%;"></div></div>	6	53	31
Contest Totals	415	100.00%	<div style="width: 100.00%;"><div style="width: 100.00%;"></div></div>	15	258	142

REP Judge, Ct of Crim App, PI 9

Vote For 1

	TOTAL	VOTE %		Absentee	Early Voting	Election Day
John Messinger	240	57.83%	<div style="width: 57.83%;"><div style="width: 57.83%;"></div></div>	9	145	86
Jennifer Balido	85	20.48%	<div style="width: 20.48%;"><div style="width: 20.48%;"></div></div>	0	53	32
Total Votes Cast	325	78.31%	<div style="width: 78.31%;"><div style="width: 78.31%;"></div></div>	9	198	118
Overvotes	0	0.00%	<div style="width: 0.00%;"><div style="width: 0.00%;"></div></div>	0	0	0
Undervotes	90	21.69%	<div style="width: 21.69%;"><div style="width: 21.69%;"></div></div>	6	60	24
Contest Totals	415	100.00%	<div style="width: 100.00%;"><div style="width: 100.00%;"></div></div>	15	258	142

REP State Senator, Dist 28

Vote For 1

	TOTAL	VOTE %		Absentee	Early Voting	Election Day
Charles Perry	338	81.45%	<div style="width: 81.45%;"><div style="width: 81.45%;"></div></div>	9	212	117
Total Votes Cast	338	81.45%	<div style="width: 81.45%;"><div style="width: 81.45%;"></div></div>	9	212	117
Overvotes	0	0.00%	<div style="width: 0.00%;"><div style="width: 0.00%;"></div></div>	0	0	0
Undervotes	77	18.55%	<div style="width: 18.55%;"><div style="width: 18.55%;"></div></div>	6	46	25
Contest Totals	415	100.00%	<div style="width: 100.00%;"><div style="width: 100.00%;"></div></div>	15	258	142

PRECINCT 1

REP State Representative, Dist 72

Vote For 1

	TOTAL	VOTE %		Absentee	Early Voting	Election Day
Drew Darby	331	79.76%	<div style="width: 79.76%;"><div style="width: 79.76%;"></div></div>	7	209	115
Total Votes Cast	331	79.76%	<div style="width: 79.76%;"><div style="width: 79.76%;"></div></div>	7	209	115
Overvotes	0	0.00%	<div style="width: 0%;"><div style="width: 0%;"></div></div>	0	0	0
Undervotes	84	20.24%	<div style="width: 20.24%;"><div style="width: 20.24%;"></div></div>	8	49	27
Contest Totals	415	100.00%	<div style="width: 100%;"><div style="width: 100%;"></div></div>	15	258	142

REP Chief Justice, 15th Ct of App Dist.

Vote For 1

	TOTAL	VOTE %		Absentee	Early Voting	Election Day
Scott Brister	323	77.83%	<div style="width: 77.83%;"><div style="width: 77.83%;"></div></div>	8	204	111
Total Votes Cast	323	77.83%	<div style="width: 77.83%;"><div style="width: 77.83%;"></div></div>	8	204	111
Overvotes	0	0.00%	<div style="width: 0%;"><div style="width: 0%;"></div></div>	0	0	0
Undervotes	92	22.17%	<div style="width: 22.17%;"><div style="width: 22.17%;"></div></div>	7	54	31
Contest Totals	415	100.00%	<div style="width: 100%;"><div style="width: 100%;"></div></div>	15	258	142

REP Justice, 15th Ct of App Dist, PI 2

Vote For 1

	TOTAL	VOTE %		Absentee	Early Voting	Election Day
Scott K. Field	323	77.83%	<div style="width: 77.83%;"><div style="width: 77.83%;"></div></div>	8	203	112
Total Votes Cast	323	77.83%	<div style="width: 77.83%;"><div style="width: 77.83%;"></div></div>	8	203	112
Overvotes	0	0.00%	<div style="width: 0%;"><div style="width: 0%;"></div></div>	0	0	0
Undervotes	92	22.17%	<div style="width: 22.17%;"><div style="width: 22.17%;"></div></div>	7	55	30
Contest Totals	415	100.00%	<div style="width: 100%;"><div style="width: 100%;"></div></div>	15	258	142

REP Justice, 15th Ct of App Dist, PI 3

Vote For 1

	TOTAL	VOTE %		Absentee	Early Voting	Election Day
April Farris	323	77.83%	<div style="width: 77.83%;"><div style="width: 77.83%;"></div></div>	7	205	111
Total Votes Cast	323	77.83%	<div style="width: 77.83%;"><div style="width: 77.83%;"></div></div>	7	205	111
Overvotes	0	0.00%	<div style="width: 0%;"><div style="width: 0%;"></div></div>	0	0	0
Undervotes	92	22.17%	<div style="width: 22.17%;"><div style="width: 22.17%;"></div></div>	8	53	31
Contest Totals	415	100.00%	<div style="width: 100%;"><div style="width: 100%;"></div></div>	15	258	142

REP Justice, 11th Ct of App Dist, PI 2

Vote For 1

	TOTAL	VOTE %		Absentee	Early Voting	Election Day
Bruce Williams	323	77.83%	<div style="width: 77.83%;"><div style="width: 77.83%;"></div></div>	7	204	112
Total Votes Cast	323	77.83%	<div style="width: 77.83%;"><div style="width: 77.83%;"></div></div>	7	204	112
Overvotes	0	0.00%	<div style="width: 0%;"><div style="width: 0%;"></div></div>	0	0	0
Undervotes	92	22.17%	<div style="width: 22.17%;"><div style="width: 22.17%;"></div></div>	8	54	30
Contest Totals	415	100.00%	<div style="width: 100%;"><div style="width: 100%;"></div></div>	15	258	142

PRECINCT 1

REP County Judge

Vote For 1

	TOTAL	VOTE %		Absentee	Early Voting	Election Day
Billy D. Bledsoe	360	86.75%	<div style="width: 86.75%;"><div style="width: 86.75%;"></div></div>	7	231	122
Total Votes Cast	360	86.75%	<div style="width: 86.75%;"><div style="width: 86.75%;"></div></div>	7	231	122
Overvotes	0	0.00%	<div style="width: 0%;"><div style="width: 0%;"></div></div>	0	0	0
Undervotes	55	13.25%	<div style="width: 13.25%;"><div style="width: 13.25%;"></div></div>	8	27	20
Contest Totals	415	100.00%	<div style="width: 100%;"><div style="width: 100%;"></div></div>	15	258	142

REP District Clerk

Vote For 1

	TOTAL	VOTE %		Absentee	Early Voting	Election Day
Darlene Huddle	361	86.99%	<div style="width: 86.99%;"><div style="width: 86.99%;"></div></div>	11	225	125
Total Votes Cast	361	86.99%	<div style="width: 86.99%;"><div style="width: 86.99%;"></div></div>	11	225	125
Overvotes	0	0.00%	<div style="width: 0%;"><div style="width: 0%;"></div></div>	0	0	0
Undervotes	54	13.01%	<div style="width: 13.01%;"><div style="width: 13.01%;"></div></div>	4	33	17
Contest Totals	415	100.00%	<div style="width: 100%;"><div style="width: 100%;"></div></div>	15	258	142

REP County Clerk

Vote For 1

	TOTAL	VOTE %		Absentee	Early Voting	Election Day
Stacey Mendoza	364	87.71%	<div style="width: 87.71%;"><div style="width: 87.71%;"></div></div>	11	230	123
Total Votes Cast	364	87.71%	<div style="width: 87.71%;"><div style="width: 87.71%;"></div></div>	11	230	123
Overvotes	0	0.00%	<div style="width: 0%;"><div style="width: 0%;"></div></div>	0	0	0
Undervotes	51	12.29%	<div style="width: 12.29%;"><div style="width: 12.29%;"></div></div>	4	28	19
Contest Totals	415	100.00%	<div style="width: 100%;"><div style="width: 100%;"></div></div>	15	258	142

REP County Treasurer

Vote For 1

	TOTAL	VOTE %		Absentee	Early Voting	Election Day
Jeana R. Farrow	356	85.78%	<div style="width: 85.78%;"><div style="width: 85.78%;"></div></div>	10	224	122
Total Votes Cast	356	85.78%	<div style="width: 85.78%;"><div style="width: 85.78%;"></div></div>	10	224	122
Overvotes	0	0.00%	<div style="width: 0%;"><div style="width: 0%;"></div></div>	0	0	0
Undervotes	59	14.22%	<div style="width: 14.22%;"><div style="width: 14.22%;"></div></div>	5	34	20
Contest Totals	415	100.00%	<div style="width: 100%;"><div style="width: 100%;"></div></div>	15	258	142

REP JOP

Vote For 1

	TOTAL	VOTE %		Absentee	Early Voting	Election Day
Cody Moore	101	24.34%	<div style="width: 24.34%;"><div style="width: 24.34%;"></div></div>	2	64	35
Karen Langley	185	44.58%	<div style="width: 44.58%;"><div style="width: 44.58%;"></div></div>	7	115	63
Rodney Allen Cole	100	24.10%	<div style="width: 24.10%;"><div style="width: 24.10%;"></div></div>	2	65	33
Total Votes Cast	386	93.01%	<div style="width: 93.01%;"><div style="width: 93.01%;"></div></div>	11	244	131
Overvotes	0	0.00%	<div style="width: 0%;"><div style="width: 0%;"></div></div>	0	0	0
Undervotes	29	6.99%	<div style="width: 6.99%;"><div style="width: 6.99%;"></div></div>	4	14	11
Contest Totals	415	100.00%	<div style="width: 100%;"><div style="width: 100%;"></div></div>	15	258	142

PRECINCT 1

REP Proposition 1

Vote For 1

	TOTAL	VOTE %		Absentee	Early Voting	Election Day
YES	362	87.23%	<div style="width: 87.23%;"><div style="width: 87.23%;"></div></div>	13	228	121
NO	38	9.16%	<div style="width: 9.16%;"><div style="width: 9.16%;"></div></div>	1	18	19
Total Votes Cast	400	96.39%	<div style="width: 96.39%;"><div style="width: 96.39%;"></div></div>	14	246	140
Overvotes	0	0.00%	<div style="width: 0.00%;"><div style="width: 0.00%;"></div></div>	0	0	0
Undervotes	15	3.61%	<div style="width: 3.61%;"><div style="width: 3.61%;"></div></div>	1	12	2
Contest Totals	415	100.00%	<div style="width: 100.00%;"><div style="width: 100.00%;"></div></div>	15	258	142

REP Proposition 2

Vote For 1

	TOTAL	VOTE %		Absentee	Early Voting	Election Day
YES	387	93.25%	<div style="width: 93.25%;"><div style="width: 93.25%;"></div></div>	14	240	133
NO	16	3.86%	<div style="width: 3.86%;"><div style="width: 3.86%;"></div></div>	0	8	8
Total Votes Cast	403	97.11%	<div style="width: 97.11%;"><div style="width: 97.11%;"></div></div>	14	248	141
Overvotes	0	0.00%	<div style="width: 0.00%;"><div style="width: 0.00%;"></div></div>	0	0	0
Undervotes	12	2.89%	<div style="width: 2.89%;"><div style="width: 2.89%;"></div></div>	1	10	1
Contest Totals	415	100.00%	<div style="width: 100.00%;"><div style="width: 100.00%;"></div></div>	15	258	142

REP Proposition 3

Vote For 1

	TOTAL	VOTE %		Absentee	Early Voting	Election Day
YES	301	72.53%	<div style="width: 72.53%;"><div style="width: 72.53%;"></div></div>	12	179	110
NO	98	23.61%	<div style="width: 23.61%;"><div style="width: 23.61%;"></div></div>	2	68	28
Total Votes Cast	399	96.14%	<div style="width: 96.14%;"><div style="width: 96.14%;"></div></div>	14	247	138
Overvotes	0	0.00%	<div style="width: 0.00%;"><div style="width: 0.00%;"></div></div>	0	0	0
Undervotes	16	3.86%	<div style="width: 3.86%;"><div style="width: 3.86%;"></div></div>	1	11	4
Contest Totals	415	100.00%	<div style="width: 100.00%;"><div style="width: 100.00%;"></div></div>	15	258	142

REP Proposition 4

Vote For 1

	TOTAL	VOTE %		Absentee	Early Voting	Election Day
YES	349	84.10%	<div style="width: 84.10%;"><div style="width: 84.10%;"></div></div>	10	216	123
NO	50	12.05%	<div style="width: 12.05%;"><div style="width: 12.05%;"></div></div>	4	29	17
Total Votes Cast	399	96.14%	<div style="width: 96.14%;"><div style="width: 96.14%;"></div></div>	14	245	140
Overvotes	0	0.00%	<div style="width: 0.00%;"><div style="width: 0.00%;"></div></div>	0	0	0
Undervotes	16	3.86%	<div style="width: 3.86%;"><div style="width: 3.86%;"></div></div>	1	13	2
Contest Totals	415	100.00%	<div style="width: 100.00%;"><div style="width: 100.00%;"></div></div>	15	258	142

PRECINCT 1

REP Proposition 5

Vote For 1

	TOTAL	VOTE %		Absentee	Early Voting	Election Day
YES	386	93.01%	<div style="width: 93.01%;"><div style="width: 93.01%;"></div></div>	15	238	133
NO	17	4.10%	<div style="width: 4.10%;"><div style="width: 4.10%;"></div></div>	0	10	7
Total Votes Cast	403	97.11%	<div style="width: 97.11%;"><div style="width: 97.11%;"></div></div>	15	248	140
Overvotes	0	0.00%	<div style="width: 0.00%;"><div style="width: 0.00%;"></div></div>	0	0	0
Undervotes	12	2.89%	<div style="width: 2.89%;"><div style="width: 2.89%;"></div></div>	0	10	2
Contest Totals	415	100.00%	<div style="width: 100.00%;"><div style="width: 100.00%;"></div></div>	15	258	142

REP Proposition 6

Vote For 1

	TOTAL	VOTE %		Absentee	Early Voting	Election Day
YES	375	90.36%	<div style="width: 90.36%;"><div style="width: 90.36%;"></div></div>	13	235	127
NO	27	6.51%	<div style="width: 6.51%;"><div style="width: 6.51%;"></div></div>	2	14	11
Total Votes Cast	402	96.87%	<div style="width: 96.87%;"><div style="width: 96.87%;"></div></div>	15	249	138
Overvotes	0	0.00%	<div style="width: 0.00%;"><div style="width: 0.00%;"></div></div>	0	0	0
Undervotes	13	3.13%	<div style="width: 3.13%;"><div style="width: 3.13%;"></div></div>	0	9	4
Contest Totals	415	100.00%	<div style="width: 100.00%;"><div style="width: 100.00%;"></div></div>	15	258	142

REP Proposition 7

Vote For 1

	TOTAL	VOTE %		Absentee	Early Voting	Election Day
YES	381	91.81%	<div style="width: 91.81%;"><div style="width: 91.81%;"></div></div>	15	234	132
NO	16	3.86%	<div style="width: 3.86%;"><div style="width: 3.86%;"></div></div>	0	9	7
Total Votes Cast	397	95.66%	<div style="width: 95.66%;"><div style="width: 95.66%;"></div></div>	15	243	139
Overvotes	0	0.00%	<div style="width: 0.00%;"><div style="width: 0.00%;"></div></div>	0	0	0
Undervotes	18	4.34%	<div style="width: 4.34%;"><div style="width: 4.34%;"></div></div>	0	15	3
Contest Totals	415	100.00%	<div style="width: 100.00%;"><div style="width: 100.00%;"></div></div>	15	258	142

REP Proposition 8

Vote For 1

	TOTAL	VOTE %		Absentee	Early Voting	Election Day
YES	388	93.49%	<div style="width: 93.49%;"><div style="width: 93.49%;"></div></div>	14	241	133
NO	13	3.13%	<div style="width: 3.13%;"><div style="width: 3.13%;"></div></div>	1	7	5
Total Votes Cast	401	96.63%	<div style="width: 96.63%;"><div style="width: 96.63%;"></div></div>	15	248	138
Overvotes	0	0.00%	<div style="width: 0.00%;"><div style="width: 0.00%;"></div></div>	0	0	0
Undervotes	14	3.37%	<div style="width: 3.37%;"><div style="width: 3.37%;"></div></div>	0	10	4
Contest Totals	415	100.00%	<div style="width: 100.00%;"><div style="width: 100.00%;"></div></div>	15	258	142

PRECINCT 1

REP Proposition 9

Vote For 1

	TOTAL	VOTE %		Absentee	Early Voting	Election Day
YES	327	78.80%	<div style="width: 78.80%;"><div style="width: 78.80%;"></div></div>	13	198	116
NO	62	14.94%	<div style="width: 14.94%;"><div style="width: 14.94%;"></div></div>	1	44	17
Total Votes Cast	389	93.73%	<div style="width: 93.73%;"><div style="width: 93.73%;"></div></div>	14	242	133
Overvotes	0	0.00%	<div style="width: 0.00%;"><div style="width: 0.00%;"></div></div>	0	0	0
Undervotes	26	6.27%	<div style="width: 6.27%;"><div style="width: 6.27%;"></div></div>	1	16	9
Contest Totals	415	100.00%	<div style="width: 100.00%;"><div style="width: 100.00%;"></div></div>	15	258	142

REP Proposition 10

Vote For 1

	TOTAL	VOTE %		Absentee	Early Voting	Election Day
YES	384	92.53%	<div style="width: 92.53%;"><div style="width: 92.53%;"></div></div>	14	240	130
NO	11	2.65%	<div style="width: 2.65%;"><div style="width: 2.65%;"></div></div>	0	5	6
Total Votes Cast	395	95.18%	<div style="width: 95.18%;"><div style="width: 95.18%;"></div></div>	14	245	136
Overvotes	0	0.00%	<div style="width: 0.00%;"><div style="width: 0.00%;"></div></div>	0	0	0
Undervotes	20	4.82%	<div style="width: 4.82%;"><div style="width: 4.82%;"></div></div>	1	13	6
Contest Totals	415	100.00%	<div style="width: 100.00%;"><div style="width: 100.00%;"></div></div>	15	258	142

DEM US Senator

Vote For 1

	TOTAL	VOTE %		Absentee	Early Voting	Election Day
Ahmad R. Hassan	0	0.00%	<div style="width: 0.00%;"><div style="width: 0.00%;"></div></div>	0	0	0
James Talarico	20	64.52%	<div style="width: 64.52%;"><div style="width: 64.52%;"></div></div>	0	16	4
Jasmine Crockett	11	35.48%	<div style="width: 35.48%;"><div style="width: 35.48%;"></div></div>	0	7	4
Total Votes Cast	31	100.00%	<div style="width: 100.00%;"><div style="width: 100.00%;"></div></div>	0	23	8
Overvotes	0	0.00%	<div style="width: 0.00%;"><div style="width: 0.00%;"></div></div>	0	0	0
Undervotes	0	0.00%	<div style="width: 0.00%;"><div style="width: 0.00%;"></div></div>	0	0	0
Contest Totals	31	100.00%	<div style="width: 100.00%;"><div style="width: 100.00%;"></div></div>	0	23	8

DEM US Representative, District 11

Vote For 1

	TOTAL	VOTE %		Absentee	Early Voting	Election Day
Pedro (Pete) Ruiz	11	35.48%	<div style="width: 35.48%;"><div style="width: 35.48%;"></div></div>	0	8	3
Claire Reynolds	18	58.06%	<div style="width: 58.06%;"><div style="width: 58.06%;"></div></div>	0	13	5
Total Votes Cast	29	93.55%	<div style="width: 93.55%;"><div style="width: 93.55%;"></div></div>	0	21	8
Overvotes	0	0.00%	<div style="width: 0.00%;"><div style="width: 0.00%;"></div></div>	0	0	0
Undervotes	2	6.45%	<div style="width: 6.45%;"><div style="width: 6.45%;"></div></div>	0	2	0
Contest Totals	31	100.00%	<div style="width: 100.00%;"><div style="width: 100.00%;"></div></div>	0	23	8

PRECINCT 1

DEM Governor

Vote For 1

	TOTAL	VOTE %	Absentee	Early Voting	Election Day
Bobby Cole	6	19.35%	0	3	3
Carlton W. Hart	0	0.00%	0	0	0
Angela "TiaAngie" Villescaz	1	3.23%	0	1	0
Gina Hinojosa	17	54.84%	0	14	3
Jose Navarro Balbuena	0	0.00%	0	0	0
Patricia Abrego	0	0.00%	0	0	0
Chris Bell	4	12.90%	0	2	2
Andrew White	2	6.45%	0	2	0
Zach Vance	1	3.23%	0	1	0
Total Votes Cast	31	100.00%	0	23	8
Overvotes	0	0.00%	0	0	0
Undervotes	0	0.00%	0	0	0
Contest Totals	31	100.00%	0	23	8

DEM Lieutenant Governor

Vote For 1

	TOTAL	VOTE %	Absentee	Early Voting	Election Day
Courtney Head	10	32.26%	0	7	3
Vikki Goodwin	13	41.94%	0	11	2
Marcos Isaias Velez	7	22.58%	0	4	3
Total Votes Cast	30	96.77%	0	22	8
Overvotes	0	0.00%	0	0	0
Undervotes	1	3.23%	0	1	0
Contest Totals	31	100.00%	0	23	8

DEM Attorney General

Vote For 1

	TOTAL	VOTE %	Absentee	Early Voting	Election Day
Joe Jaworski	11	35.48%	0	9	2
Anthony "Tony" Box	4	12.90%	0	1	3
Nathan Johnson	12	38.71%	0	10	2
Total Votes Cast	27	87.10%	0	20	7
Overvotes	0	0.00%	0	0	0
Undervotes	4	12.90%	0	3	1
Contest Totals	31	100.00%	0	23	8

PRECINCT 1

DEM Comptroller of Public Accounts

Vote For 1

	TOTAL	VOTE %		Absentee	Early Voting	Election Day
Michael Lange	9	29.03%	<div style="width: 29.03%; background-color: #ffc107;"></div>	0	7	2
Savant Moore	2	6.45%	<div style="width: 6.45%; background-color: #ffc107;"></div>	0	1	1
Sarah Eckhardt	15	48.39%	<div style="width: 48.39%; background-color: #ffc107;"></div>	0	11	4
Total Votes Cast	26	83.87%	<div style="width: 83.87%; background-color: #ffc107;"></div>	0	19	7
Overvotes	0	0.00%	<div style="width: 0.00%; background-color: #ffc107;"></div>	0	0	0
Undervotes	5	16.13%	<div style="width: 16.13%; background-color: #ffc107;"></div>	0	4	1
Contest Totals	31	100.00%	<div style="width: 100.00%; background-color: #ffc107;"></div>	0	23	8

DEM Commissioner of the General Land Office

Vote For 1

	TOTAL	VOTE %		Absentee	Early Voting	Election Day
Benjamin Flores	19	61.29%	<div style="width: 61.29%; background-color: #ffc107;"></div>	0	14	5
Jose Loya	7	22.58%	<div style="width: 22.58%; background-color: #ffc107;"></div>	0	5	2
Total Votes Cast	26	83.87%	<div style="width: 83.87%; background-color: #ffc107;"></div>	0	19	7
Overvotes	0	0.00%	<div style="width: 0.00%; background-color: #ffc107;"></div>	0	0	0
Undervotes	5	16.13%	<div style="width: 16.13%; background-color: #ffc107;"></div>	0	4	1
Contest Totals	31	100.00%	<div style="width: 100.00%; background-color: #ffc107;"></div>	0	23	8

DEM Commissioner of Agriculture

Vote For 1

	TOTAL	VOTE %		Absentee	Early Voting	Election Day
Clayton Tucker	27	87.10%	<div style="width: 87.10%; background-color: #ffc107;"></div>	0	19	8
Total Votes Cast	27	87.10%	<div style="width: 87.10%; background-color: #ffc107;"></div>	0	19	8
Overvotes	0	0.00%	<div style="width: 0.00%; background-color: #ffc107;"></div>	0	0	0
Undervotes	4	12.90%	<div style="width: 12.90%; background-color: #ffc107;"></div>	0	4	0
Contest Totals	31	100.00%	<div style="width: 100.00%; background-color: #ffc107;"></div>	0	23	8

DEM Railroad Commissioner

Vote For 1

	TOTAL	VOTE %		Absentee	Early Voting	Election Day
Jon Rosenthal	24	77.42%	<div style="width: 77.42%; background-color: #ffc107;"></div>	0	17	7
Total Votes Cast	24	77.42%	<div style="width: 77.42%; background-color: #ffc107;"></div>	0	17	7
Overvotes	0	0.00%	<div style="width: 0.00%; background-color: #ffc107;"></div>	0	0	0
Undervotes	7	22.58%	<div style="width: 22.58%; background-color: #ffc107;"></div>	0	6	1
Contest Totals	31	100.00%	<div style="width: 100.00%; background-color: #ffc107;"></div>	0	23	8

PRECINCT 1

DEM Chief Justice, Supreme Court

Vote For 1

	TOTAL	VOTE %	Absentee	Early Voting	Election Day
Cory L. Carlyle	8	25.81%	0	6	2
Maggie Ellis	20	64.52%	0	15	5
Total Votes Cast	28	90.32%	0	21	7
Overvotes	0	0.00%	0	0	0
Undervotes	3	9.68%	0	2	1
Contest Totals	31	100.00%	0	23	8

DEM Justice, Supreme Court, PI 2 Unexp

Vote For 1

	TOTAL	VOTE %	Absentee	Early Voting	Election Day
Chari Kelly	23	74.19%	0	17	6
Total Votes Cast	23	74.19%	0	17	6
Overvotes	0	0.00%	0	0	0
Undervotes	8	25.81%	0	6	2
Contest Totals	31	100.00%	0	23	8

DEM Justice, Supreme Court, PI 7

Vote For 1

	TOTAL	VOTE %	Absentee	Early Voting	Election Day
Gordon Goodman	7	22.58%	0	6	1
Kristen Hawkins	20	64.52%	0	14	6
Total Votes Cast	27	87.10%	0	20	7
Overvotes	0	0.00%	0	0	0
Undervotes	4	12.90%	0	3	1
Contest Totals	31	100.00%	0	23	8

DEM Justice, Supreme Court, PI 8

Vote For 1

	TOTAL	VOTE %	Absentee	Early Voting	Election Day
Gisela D. Triana	23	74.19%	0	16	7
Total Votes Cast	23	74.19%	0	16	7
Overvotes	0	0.00%	0	0	0
Undervotes	8	25.81%	0	7	1
Contest Totals	31	100.00%	0	23	8

DEM Judge, Ct of Crim App, PI 3

Vote For 1

	TOTAL	VOTE %	Absentee	Early Voting	Election Day
Okey Anyiam	24	77.42%	0	17	7
Total Votes Cast	24	77.42%	0	17	7
Overvotes	0	0.00%	0	0	0
Undervotes	7	22.58%	0	6	1
Contest Totals	31	100.00%	0	23	8

PRECINCT 1

DEM Judge, Ct of Crim App, PI 4

Vote For 1

	TOTAL	VOTE %		Absentee	Early Voting	Election Day
Audra Riley	24	77.42%	<div style="width: 77.42%;"><div style="width: 77.42%;"></div></div>	0	17	7
Total Votes Cast	24	77.42%	<div style="width: 77.42%;"><div style="width: 77.42%;"></div></div>	0	17	7
Overvotes	0	0.00%	<div style="width: 0%;"><div style="width: 0%;"></div></div>	0	0	0
Undervotes	7	22.58%	<div style="width: 22.58%;"><div style="width: 22.58%;"></div></div>	0	6	1
Contest Totals	31	100.00%	<div style="width: 100%;"><div style="width: 100%;"></div></div>	0	23	8

DEM Judge, Ct of Crim App, PI 9

Vote For 1

	TOTAL	VOTE %		Absentee	Early Voting	Election Day
Holly Taylor	23	74.19%	<div style="width: 74.19%;"><div style="width: 74.19%;"></div></div>	0	16	7
Total Votes Cast	23	74.19%	<div style="width: 74.19%;"><div style="width: 74.19%;"></div></div>	0	16	7
Overvotes	0	0.00%	<div style="width: 0%;"><div style="width: 0%;"></div></div>	0	0	0
Undervotes	8	25.81%	<div style="width: 25.81%;"><div style="width: 25.81%;"></div></div>	0	7	1
Contest Totals	31	100.00%	<div style="width: 100%;"><div style="width: 100%;"></div></div>	0	23	8

DEM State Senator, Dist 28

Vote For 1

	TOTAL	VOTE %		Absentee	Early Voting	Election Day
Riley Rodriguez	24	77.42%	<div style="width: 77.42%;"><div style="width: 77.42%;"></div></div>	0	17	7
Total Votes Cast	24	77.42%	<div style="width: 77.42%;"><div style="width: 77.42%;"></div></div>	0	17	7
Overvotes	0	0.00%	<div style="width: 0%;"><div style="width: 0%;"></div></div>	0	0	0
Undervotes	7	22.58%	<div style="width: 22.58%;"><div style="width: 22.58%;"></div></div>	0	6	1
Contest Totals	31	100.00%	<div style="width: 100%;"><div style="width: 100%;"></div></div>	0	23	8

DEM State Representative, Dist 72

Vote For 1

	TOTAL	VOTE %		Absentee	Early Voting	Election Day
Shiloh Salazar	22	70.97%	<div style="width: 70.97%;"><div style="width: 70.97%;"></div></div>	0	16	6
Total Votes Cast	22	70.97%	<div style="width: 70.97%;"><div style="width: 70.97%;"></div></div>	0	16	6
Overvotes	0	0.00%	<div style="width: 0%;"><div style="width: 0%;"></div></div>	0	0	0
Undervotes	9	29.03%	<div style="width: 29.03%;"><div style="width: 29.03%;"></div></div>	0	7	2
Contest Totals	31	100.00%	<div style="width: 100%;"><div style="width: 100%;"></div></div>	0	23	8

DEM Chief Justice, 15th Ct of App Dist.

Vote For 1

	TOTAL	VOTE %		Absentee	Early Voting	Election Day
Jerry Zimmerer	23	74.19%	<div style="width: 74.19%;"><div style="width: 74.19%;"></div></div>	0	16	7
Total Votes Cast	23	74.19%	<div style="width: 74.19%;"><div style="width: 74.19%;"></div></div>	0	16	7
Overvotes	0	0.00%	<div style="width: 0%;"><div style="width: 0%;"></div></div>	0	0	0
Undervotes	8	25.81%	<div style="width: 25.81%;"><div style="width: 25.81%;"></div></div>	0	7	1
Contest Totals	31	100.00%	<div style="width: 100%;"><div style="width: 100%;"></div></div>	0	23	8

PRECINCT 1

DEM Justice, 15th Ct of App Dist, PI 2

Vote For 1

	TOTAL	VOTE %		Absentee	Early Voting	Election Day
Tom Baker	22	70.97%	<div style="width: 70.97%;"><div style="width: 70.97%;"></div></div>	0	15	7
Total Votes Cast	22	70.97%	<div style="width: 70.97%;"><div style="width: 70.97%;"></div></div>	0	15	7
Overvotes	0	0.00%	<div style="width: 0.00%;"><div style="width: 0.00%;"></div></div>	0	0	0
Undervotes	9	29.03%	<div style="width: 29.03%;"><div style="width: 29.03%;"></div></div>	0	8	1
Contest Totals	31	100.00%	<div style="width: 100.00%;"><div style="width: 100.00%;"></div></div>	0	23	8

DEM Justice, 15th Ct of App Dist, PI 3

Vote For 1

	TOTAL	VOTE %		Absentee	Early Voting	Election Day
Marc M. Meyer	24	77.42%	<div style="width: 77.42%;"><div style="width: 77.42%;"></div></div>	0	16	8
Total Votes Cast	24	77.42%	<div style="width: 77.42%;"><div style="width: 77.42%;"></div></div>	0	16	8
Overvotes	0	0.00%	<div style="width: 0.00%;"><div style="width: 0.00%;"></div></div>	0	0	0
Undervotes	7	22.58%	<div style="width: 22.58%;"><div style="width: 22.58%;"></div></div>	0	7	0
Contest Totals	31	100.00%	<div style="width: 100.00%;"><div style="width: 100.00%;"></div></div>	0	23	8

DEM Proposition #1

Vote For 1

	TOTAL	VOTE %		Absentee	Early Voting	Election Day
Yes	28	90.32%	<div style="width: 90.32%;"><div style="width: 90.32%;"></div></div>	0	21	7
No	2	6.45%	<div style="width: 6.45%;"><div style="width: 6.45%;"></div></div>	0	1	1
Total Votes Cast	30	96.77%	<div style="width: 96.77%;"><div style="width: 96.77%;"></div></div>	0	22	8
Overvotes	0	0.00%	<div style="width: 0.00%;"><div style="width: 0.00%;"></div></div>	0	0	0
Undervotes	1	3.23%	<div style="width: 3.23%;"><div style="width: 3.23%;"></div></div>	0	1	0
Contest Totals	31	100.00%	<div style="width: 100.00%;"><div style="width: 100.00%;"></div></div>	0	23	8

DEM Proposition #2

Vote For 1

	TOTAL	VOTE %		Absentee	Early Voting	Election Day
Yes	28	90.32%	<div style="width: 90.32%;"><div style="width: 90.32%;"></div></div>	0	20	8
No	0	0.00%	<div style="width: 0.00%;"><div style="width: 0.00%;"></div></div>	0	0	0
Total Votes Cast	28	90.32%	<div style="width: 90.32%;"><div style="width: 90.32%;"></div></div>	0	20	8
Overvotes	0	0.00%	<div style="width: 0.00%;"><div style="width: 0.00%;"></div></div>	0	0	0
Undervotes	3	9.68%	<div style="width: 9.68%;"><div style="width: 9.68%;"></div></div>	0	3	0
Contest Totals	31	100.00%	<div style="width: 100.00%;"><div style="width: 100.00%;"></div></div>	0	23	8

PRECINCT 1

DEM Proposition #3

Vote For 1

	TOTAL	VOTE %	Absentee	Early Voting	Election Day
Yes	29	93.55%	0	22	7
No	2	6.45%	0	1	1
Total Votes Cast	31	100.00%	0	23	8
Overvotes	0	0.00%	0	0	0
Undervotes	0	0.00%	0	0	0
Contest Totals	31	100.00%	0	23	8

DEM Proposition #4

Vote For 1

	TOTAL	VOTE %	Absentee	Early Voting	Election Day
Yes	29	93.55%	0	22	7
No	2	6.45%	0	1	1
Total Votes Cast	31	100.00%	0	23	8
Overvotes	0	0.00%	0	0	0
Undervotes	0	0.00%	0	0	0
Contest Totals	31	100.00%	0	23	8

DEM Proposition #5

Vote For 1

	TOTAL	VOTE %	Absentee	Early Voting	Election Day
Yes	27	87.10%	0	19	8
No	4	12.90%	0	4	0
Total Votes Cast	31	100.00%	0	23	8
Overvotes	0	0.00%	0	0	0
Undervotes	0	0.00%	0	0	0
Contest Totals	31	100.00%	0	23	8

DEM Proposition #6

Vote For 1

	TOTAL	VOTE %	Absentee	Early Voting	Election Day
Yes	27	87.10%	0	21	6
No	4	12.90%	0	2	2
Total Votes Cast	31	100.00%	0	23	8
Overvotes	0	0.00%	0	0	0
Undervotes	0	0.00%	0	0	0
Contest Totals	31	100.00%	0	23	8

PRECINCT 1

DEM Proposition #7

Vote For 1

	TOTAL	VOTE %		Absentee	Early Voting	Election Day
Yes	30	96.77%	<div style="width: 96.77%; background-color: #ffc107;"></div>	0	22	8
No	0	0.00%	<div style="width: 0.00%; background-color: #6c757d;"></div>	0	0	0
Total Votes Cast	30	96.77%	<div style="width: 96.77%; background-color: #ffc107;"></div>	0	22	8
Overvotes	0	0.00%	<div style="width: 0.00%; background-color: #6c757d;"></div>	0	0	0
Undervotes	1	3.23%	<div style="width: 3.23%; background-color: #6c757d;"></div>	0	1	0
Contest Totals	31	100.00%	<div style="width: 100%; background-color: #ffc107;"></div>	0	23	8

DEM Proposition #8

Vote For 1

	TOTAL	VOTE %		Absentee	Early Voting	Election Day
Yes	21	67.74%	<div style="width: 67.74%; background-color: #ffc107;"></div>	0	15	6
No	8	25.81%	<div style="width: 25.81%; background-color: #6c757d;"></div>	0	6	2
Total Votes Cast	29	93.55%	<div style="width: 93.55%; background-color: #ffc107;"></div>	0	21	8
Overvotes	0	0.00%	<div style="width: 0.00%; background-color: #6c757d;"></div>	0	0	0
Undervotes	2	6.45%	<div style="width: 6.45%; background-color: #6c757d;"></div>	0	2	0
Contest Totals	31	100.00%	<div style="width: 100%; background-color: #ffc107;"></div>	0	23	8

DEM Proposition #9

Vote For 1

	TOTAL	VOTE %		Absentee	Early Voting	Election Day
Yes	26	83.87%	<div style="width: 83.87%; background-color: #ffc107;"></div>	0	19	7
No	4	12.90%	<div style="width: 12.90%; background-color: #6c757d;"></div>	0	3	1
Total Votes Cast	30	96.77%	<div style="width: 96.77%; background-color: #ffc107;"></div>	0	22	8
Overvotes	0	0.00%	<div style="width: 0.00%; background-color: #6c757d;"></div>	0	0	0
Undervotes	1	3.23%	<div style="width: 3.23%; background-color: #6c757d;"></div>	0	1	0
Contest Totals	31	100.00%	<div style="width: 100%; background-color: #ffc107;"></div>	0	23	8

DEM Proposition #10

Vote For 1

	TOTAL	VOTE %		Absentee	Early Voting	Election Day
Yes	29	93.55%	<div style="width: 93.55%; background-color: #ffc107;"></div>	0	21	8
No	0	0.00%	<div style="width: 0.00%; background-color: #6c757d;"></div>	0	0	0
Total Votes Cast	29	93.55%	<div style="width: 93.55%; background-color: #ffc107;"></div>	0	21	8
Overvotes	0	0.00%	<div style="width: 0.00%; background-color: #6c757d;"></div>	0	0	0
Undervotes	2	6.45%	<div style="width: 6.45%; background-color: #6c757d;"></div>	0	2	0
Contest Totals	31	100.00%	<div style="width: 100%; background-color: #ffc107;"></div>	0	23	8

PRECINCT 1

DEM Proposition #11

Vote For 1

	TOTAL	VOTE %		Absentee	Early Voting	Election Day
Yes	27	87.10%	<div style="width: 87.10%;"><div style="width: 87.10%;"></div></div>	0	20	7
No	3	9.68%	<div style="width: 9.68%;"><div style="width: 9.68%;"></div></div>	0	2	1
Total Votes Cast	30	96.77%	<div style="width: 96.77%;"><div style="width: 96.77%;"></div></div>	0	22	8
Overvotes	0	0.00%	<div style="width: 0.00%;"><div style="width: 0.00%;"></div></div>	0	0	0
Undervotes	1	3.23%	<div style="width: 3.23%;"><div style="width: 3.23%;"></div></div>	0	1	0
Contest Totals	31	100.00%	<div style="width: 100.00%;"><div style="width: 100.00%;"></div></div>	0	23	8

DEM Proposition #12

Vote For 1

	TOTAL	VOTE %		Absentee	Early Voting	Election Day
Yes	29	93.55%	<div style="width: 93.55%;"><div style="width: 93.55%;"></div></div>	0	22	7
No	2	6.45%	<div style="width: 6.45%;"><div style="width: 6.45%;"></div></div>	0	1	1
Total Votes Cast	31	100.00%	<div style="width: 100.00%;"><div style="width: 100.00%;"></div></div>	0	23	8
Overvotes	0	0.00%	<div style="width: 0.00%;"><div style="width: 0.00%;"></div></div>	0	0	0
Undervotes	0	0.00%	<div style="width: 0.00%;"><div style="width: 0.00%;"></div></div>	0	0	0
Contest Totals	31	100.00%	<div style="width: 100.00%;"><div style="width: 100.00%;"></div></div>	0	23	8

DEM Proposition #13

Vote For 1

	TOTAL	VOTE %		Absentee	Early Voting	Election Day
Yes	28	90.32%	<div style="width: 90.32%;"><div style="width: 90.32%;"></div></div>	0	22	6
No	2	6.45%	<div style="width: 6.45%;"><div style="width: 6.45%;"></div></div>	0	1	1
Total Votes Cast	30	96.77%	<div style="width: 96.77%;"><div style="width: 96.77%;"></div></div>	0	23	7
Overvotes	0	0.00%	<div style="width: 0.00%;"><div style="width: 0.00%;"></div></div>	0	0	0
Undervotes	1	3.23%	<div style="width: 3.23%;"><div style="width: 3.23%;"></div></div>	0	0	1
Contest Totals	31	100.00%	<div style="width: 100.00%;"><div style="width: 100.00%;"></div></div>	0	23	8

PRECINCT 2

Statistics	TOTAL	Absentee	Early Voting	Election Day
Registered Voters - Total	1,469			
Registered Voters - Republican Party	0			
Registered Voters - Democratic Party	0			
Registered Voters - NONPARTISAN	1,469			
Ballots Cast - Total	376	21	223	132
Ballots Cast - Republican Party	335	16	200	119
Ballots Cast - Democratic Party	41	5	23	13
Ballots Cast - NONPARTISAN	0	0	0	0
Ballots Cast - Blank	0	0	0	0
Voter Turnout - Total	25.60%			
Voter Turnout - Republican Party	0.00%			
Voter Turnout - Democratic Party	0.00%			
Voter Turnout - NONPARTISAN	0.00%			

REP US Senator

Vote For 1

	TOTAL	VOTE %	Absentee	Early Voting	Election Day
Ken Paxton	149	44.48%	5	92	52
Wesley Hunt	45	13.43%	2	25	18
Sara Canady	1	0.30%	0	0	1
Virgil John Bierschwale	1	0.30%	0	1	0
Anna Bender	3	0.90%	0	1	2
John Cornyn	128	38.21%	8	74	46
Gulrez "Gus" Khan	0	0.00%	0	0	0
John O. Adefope	2	0.60%	0	2	0
Total Votes Cast	329	98.21%	15	195	119
Overvotes	0	0.00%	0	0	0
Undervotes	6	1.79%	1	5	0
Contest Totals	335	100.00%	16	200	119

REP US Representative, District 11

Vote For 1

	TOTAL	VOTE %	Absentee	Early Voting	Election Day
August Pfluger	272	81.19%	11	164	97
Total Votes Cast	272	81.19%	11	164	97
Overvotes	0	0.00%	0	0	0
Undervotes	63	18.81%	5	36	22
Contest Totals	335	100.00%	16	200	119

PRECINCT 2

REP Governor

Vote For 1

	TOTAL	VOTE %	Absentee	Early Voting	Election Day
Arturo Espinosa	6	1.79%	2	3	1
Greg Abbott	290	86.57%	12	177	101
Pete "Doc" Chambers	25	7.46%	1	14	10
Stephen Samuelson	0	0.00%	0	0	0
Evelyn Brooks	2	0.60%	0	1	1
Kenneth Hyde	2	0.60%	0	0	2
Ronnie Tullos	1	0.30%	0	0	1
Nathaniel Welch	1	0.30%	0	0	1
Mark V. Goloby	1	0.30%	0	0	1
R.F. "Bob" Achgill	1	0.30%	0	1	0
Charles Andrew Crouch	2	0.60%	0	1	1
Total Votes Cast	331	98.81%	15	197	119
Overvotes	0	0.00%	0	0	0
Undervotes	4	1.19%	1	3	0
Contest Totals	335	100.00%	16	200	119

REP Lieutenant Governor

Vote For 1

	TOTAL	VOTE %	Absentee	Early Voting	Election Day
Esala Wueschner	3	0.90%	0	1	2
Dan Patrick	288	85.97%	13	171	104
Timothy Mabry	20	5.97%	0	12	8
Perla Munoz Hopkins	12	3.58%	2	6	4
Total Votes Cast	323	96.42%	15	190	118
Overvotes	0	0.00%	0	0	0
Undervotes	12	3.58%	1	10	1
Contest Totals	335	100.00%	16	200	119

REP Attorney General









Vote For 1

	TOTAL	VOTE %	Absentee	Early Voting	Election Day
Aaron Reitz	59	17.61%	3	37	19
Joan Huffman	67	20.00%	2	41	24
Mayes Middleton	75	22.39%	3	47	25
Chip Roy	107	31.94%	7	57	43
Total Votes Cast	308	91.94%	15	182	111
Overvotes	0	0.00%	0	0	0
Undervotes	27	8.06%	1	18	8
Contest Totals	335	100.00%	16	200	119

PRECINCT 2






REP Comptroller of Public Accounts

Vote For 1

	TOTAL	VOTE %		Absentee	Early Voting	Election Day
Christi Craddick	92	27.46%		5	59	28
Don Huffines	130	38.81%		4	77	49
Kelly Hancock	89	26.57%		6	50	33
Michael Berlanga	2	0.60%		0	1	1
Total Votes Cast	313	93.43%		15	187	111
Overvotes	0	0.00%		0	0	0
Undervotes	22	6.57%		1	13	8
Contest Totals	335	100.00%		16	200	119







REP Comm General Land Office

Vote For 1

	TOTAL	VOTE %		Absentee	Early Voting	Election Day
Dawn Buckingham	283	84.48%		14	170	99
Total Votes Cast	283	84.48%		14	170	99
Overvotes	0	0.00%		0	0	0
Undervotes	52	15.52%		2	30	20
Contest Totals	335	100.00%		16	200	119










REP Commissioner of Agriculture

Vote For 1

	TOTAL	VOTE %		Absentee	Early Voting	Election Day
Nate Sheets	119	35.52%		4	69	46
Sid Miller	191	57.01%		10	112	69
Total Votes Cast	310	92.54%		14	181	115
Overvotes	0	0.00%		0	0	0
Undervotes	25	7.46%		2	19	4
Contest Totals	335	100.00%		16	200	119

REP Railroad Commissioner

Vote For 1

	TOTAL	VOTE %		Absentee	Early Voting	Election Day
Hawk Dunlap	45	13.43%		1	30	14
Bo French	32	9.55%		2	16	14
Jim Wright	133	39.70%		5	83	45
Katherine Culbert	19	5.67%		3	12	4
James (Jim) Matlock	67	20.00%		0	39	28
Total Votes Cast	296	88.36%		11	180	105
Overvotes	0	0.00%		0	0	0
Undervotes	39	11.64%		5	20	14
Contest Totals	335	100.00%		16	200	119

PRECINCT 2

REP Chief Justice, Supreme Court

Vote For 1

	TOTAL	VOTE %		Absentee	Early Voting	Election Day
Jimmy Blacklock	280	83.58%	<div style="width: 83.58%;"><div style="width: 83.58%;"></div></div>	12	167	101
Total Votes Cast	280	83.58%	<div style="width: 83.58%;"><div style="width: 83.58%;"></div></div>	12	167	101
Overvotes	0	0.00%	<div style="width: 0%;"><div style="width: 0%;"></div></div>	0	0	0
Undervotes	55	16.42%	<div style="width: 16.42%;"><div style="width: 16.42%;"></div></div>	4	33	18
Contest Totals	335	100.00%	<div style="width: 100%;"><div style="width: 100%;"></div></div>	16	200	119

REP Justice, Supreme Court, PI 2 Unexp

Vote For 1

	TOTAL	VOTE %		Absentee	Early Voting	Election Day
James P. Sullivan	279	83.28%	<div style="width: 83.28%;"><div style="width: 83.28%;"></div></div>	12	167	100
Total Votes Cast	279	83.28%	<div style="width: 83.28%;"><div style="width: 83.28%;"></div></div>	12	167	100
Overvotes	0	0.00%	<div style="width: 0%;"><div style="width: 0%;"></div></div>	0	0	0
Undervotes	56	16.72%	<div style="width: 16.72%;"><div style="width: 16.72%;"></div></div>	4	33	19
Contest Totals	335	100.00%	<div style="width: 100%;"><div style="width: 100%;"></div></div>	16	200	119

REP Justice, Supreme Court, PI 7

Vote For 1

	TOTAL	VOTE %		Absentee	Early Voting	Election Day
Kyle Hawkins	271	80.90%	<div style="width: 80.90%;"><div style="width: 80.90%;"></div></div>	12	164	95
Total Votes Cast	271	80.90%	<div style="width: 80.90%;"><div style="width: 80.90%;"></div></div>	12	164	95
Overvotes	0	0.00%	<div style="width: 0%;"><div style="width: 0%;"></div></div>	0	0	0
Undervotes	64	19.10%	<div style="width: 19.10%;"><div style="width: 19.10%;"></div></div>	4	36	24
Contest Totals	335	100.00%	<div style="width: 100%;"><div style="width: 100%;"></div></div>	16	200	119

REP Justice, Supreme Court, PI 8

Vote For 1

	TOTAL	VOTE %		Absentee	Early Voting	Election Day
Brett Busby	271	80.90%	<div style="width: 80.90%;"><div style="width: 80.90%;"></div></div>	12	163	96
Total Votes Cast	271	80.90%	<div style="width: 80.90%;"><div style="width: 80.90%;"></div></div>	12	163	96
Overvotes	0	0.00%	<div style="width: 0%;"><div style="width: 0%;"></div></div>	0	0	0
Undervotes	64	19.10%	<div style="width: 19.10%;"><div style="width: 19.10%;"></div></div>	4	37	23
Contest Totals	335	100.00%	<div style="width: 100%;"><div style="width: 100%;"></div></div>	16	200	119

PRECINCT 2

REP Judge, Ct of Crim App, PI 3

Vote For 1

	TOTAL	VOTE %	Absentee	Early Voting	Election Day
Alison Fox	63	18.81%	2	40	21
Lesli Fitzpatrick	55	16.42%	2	36	17
Thomas Smith	63	18.81%	2	36	25
Brent Coffee	79	23.58%	2	44	33
Total Votes Cast	260	77.61%	8	156	96
Overvotes	0	0.00%	0	0	0
Undervotes	75	22.39%	8	44	23
Contest Totals	335	100.00%	16	200	119

REP Judge, Ct of Crim App, PI 4

Vote For 1

	TOTAL	VOTE %	Absentee	Early Voting	Election Day
Kevin Patrick Yeary	261	77.91%	9	159	93
Total Votes Cast	261	77.91%	9	159	93
Overvotes	0	0.00%	0	0	0
Undervotes	74	22.09%	7	41	26
Contest Totals	335	100.00%	16	200	119

REP Judge, Ct of Crim App, PI 9

Vote For 1

	TOTAL	VOTE %	Absentee	Early Voting	Election Day
John Messinger	193	57.61%	6	121	66
Jennifer Balido	73	21.79%	4	41	28
Total Votes Cast	266	79.40%	10	162	94
Overvotes	0	0.00%	0	0	0
Undervotes	69	20.60%	6	38	25
Contest Totals	335	100.00%	16	200	119

REP State Senator, Dist 28

Vote For 1

	TOTAL	VOTE %	Absentee	Early Voting	Election Day
Charles Perry	266	79.40%	10	161	95
Total Votes Cast	266	79.40%	10	161	95
Overvotes	0	0.00%	0	0	0
Undervotes	69	20.60%	6	39	24
Contest Totals	335	100.00%	16	200	119

PRECINCT 2

REP State Representative, Dist 72

Vote For 1

	TOTAL	VOTE %		Absentee	Early Voting	Election Day
Drew Darby	267	79.70%	<div style="width: 79.70%;"><div style="width: 79.70%;"></div></div>	10	161	96
Total Votes Cast	267	79.70%	<div style="width: 79.70%;"><div style="width: 79.70%;"></div></div>	10	161	96
Overvotes	0	0.00%	<div style="width: 0.00%;"><div style="width: 0.00%;"></div></div>	0	0	0
Undervotes	68	20.30%	<div style="width: 20.30%;"><div style="width: 20.30%;"></div></div>	6	39	23
Contest Totals	335	100.00%	<div style="width: 100.00%;"><div style="width: 100.00%;"></div></div>	16	200	119

REP Chief Justice, 15th Ct of App Dist.

Vote For 1

	TOTAL	VOTE %		Absentee	Early Voting	Election Day
Scott Brister	262	78.21%	<div style="width: 78.21%;"><div style="width: 78.21%;"></div></div>	9	159	94
Total Votes Cast	262	78.21%	<div style="width: 78.21%;"><div style="width: 78.21%;"></div></div>	9	159	94
Overvotes	0	0.00%	<div style="width: 0.00%;"><div style="width: 0.00%;"></div></div>	0	0	0
Undervotes	73	21.79%	<div style="width: 21.79%;"><div style="width: 21.79%;"></div></div>	7	41	25
Contest Totals	335	100.00%	<div style="width: 100.00%;"><div style="width: 100.00%;"></div></div>	16	200	119

REP Justice, 15th Ct of App Dist, PI 2

Vote For 1

	TOTAL	VOTE %		Absentee	Early Voting	Election Day
Scott K. Field	264	78.81%	<div style="width: 78.81%;"><div style="width: 78.81%;"></div></div>	9	162	93
Total Votes Cast	264	78.81%	<div style="width: 78.81%;"><div style="width: 78.81%;"></div></div>	9	162	93
Overvotes	0	0.00%	<div style="width: 0.00%;"><div style="width: 0.00%;"></div></div>	0	0	0
Undervotes	71	21.19%	<div style="width: 21.19%;"><div style="width: 21.19%;"></div></div>	7	38	26
Contest Totals	335	100.00%	<div style="width: 100.00%;"><div style="width: 100.00%;"></div></div>	16	200	119

REP Justice, 15th Ct of App Dist, PI 3

Vote For 1

	TOTAL	VOTE %		Absentee	Early Voting	Election Day
April Farris	263	78.51%	<div style="width: 78.51%;"><div style="width: 78.51%;"></div></div>	9	161	93
Total Votes Cast	263	78.51%	<div style="width: 78.51%;"><div style="width: 78.51%;"></div></div>	9	161	93
Overvotes	0	0.00%	<div style="width: 0.00%;"><div style="width: 0.00%;"></div></div>	0	0	0
Undervotes	72	21.49%	<div style="width: 21.49%;"><div style="width: 21.49%;"></div></div>	7	39	26
Contest Totals	335	100.00%	<div style="width: 100.00%;"><div style="width: 100.00%;"></div></div>	16	200	119

REP Justice, 11th Ct of App Dist, PI 2

Vote For 1

	TOTAL	VOTE %		Absentee	Early Voting	Election Day
Bruce Williams	265	79.10%	<div style="width: 79.10%;"><div style="width: 79.10%;"></div></div>	9	162	94
Total Votes Cast	265	79.10%	<div style="width: 79.10%;"><div style="width: 79.10%;"></div></div>	9	162	94
Overvotes	0	0.00%	<div style="width: 0.00%;"><div style="width: 0.00%;"></div></div>	0	0	0
Undervotes	70	20.90%	<div style="width: 20.90%;"><div style="width: 20.90%;"></div></div>	7	38	25
Contest Totals	335	100.00%	<div style="width: 100.00%;"><div style="width: 100.00%;"></div></div>	16	200	119

PRECINCT 2

REP County Judge

Vote For 1

	TOTAL	VOTE %		Absentee	Early Voting	Election Day
Billy D. Bledsoe	280	83.58%	<div style="width: 83.58%;"><div style="width: 83.58%;"></div></div>	11	165	104
Total Votes Cast	280	83.58%	<div style="width: 83.58%;"><div style="width: 83.58%;"></div></div>	11	165	104
Overvotes	0	0.00%	<div style="width: 0.00%;"><div style="width: 0.00%;"></div></div>	0	0	0
Undervotes	55	16.42%	<div style="width: 16.42%;"><div style="width: 16.42%;"></div></div>	5	35	15
Contest Totals	335	100.00%	<div style="width: 100.00%;"><div style="width: 100.00%;"></div></div>	16	200	119

REP District Clerk

Vote For 1

	TOTAL	VOTE %		Absentee	Early Voting	Election Day
Darlene Huddle	278	82.99%	<div style="width: 82.99%;"><div style="width: 82.99%;"></div></div>	13	166	99
Total Votes Cast	278	82.99%	<div style="width: 82.99%;"><div style="width: 82.99%;"></div></div>	13	166	99
Overvotes	0	0.00%	<div style="width: 0.00%;"><div style="width: 0.00%;"></div></div>	0	0	0
Undervotes	57	17.01%	<div style="width: 17.01%;"><div style="width: 17.01%;"></div></div>	3	34	20
Contest Totals	335	100.00%	<div style="width: 100.00%;"><div style="width: 100.00%;"></div></div>	16	200	119

REP County Clerk

Vote For 1

	TOTAL	VOTE %		Absentee	Early Voting	Election Day
Stacey Mendoza	291	86.87%	<div style="width: 86.87%;"><div style="width: 86.87%;"></div></div>	14	176	101
Total Votes Cast	291	86.87%	<div style="width: 86.87%;"><div style="width: 86.87%;"></div></div>	14	176	101
Overvotes	0	0.00%	<div style="width: 0.00%;"><div style="width: 0.00%;"></div></div>	0	0	0
Undervotes	44	13.13%	<div style="width: 13.13%;"><div style="width: 13.13%;"></div></div>	2	24	18
Contest Totals	335	100.00%	<div style="width: 100.00%;"><div style="width: 100.00%;"></div></div>	16	200	119

REP County Treasurer

Vote For 1

	TOTAL	VOTE %		Absentee	Early Voting	Election Day
Jeana R. Farrow	283	84.48%	<div style="width: 84.48%;"><div style="width: 84.48%;"></div></div>	15	166	102
Total Votes Cast	283	84.48%	<div style="width: 84.48%;"><div style="width: 84.48%;"></div></div>	15	166	102
Overvotes	0	0.00%	<div style="width: 0.00%;"><div style="width: 0.00%;"></div></div>	0	0	0
Undervotes	52	15.52%	<div style="width: 15.52%;"><div style="width: 15.52%;"></div></div>	1	34	17
Contest Totals	335	100.00%	<div style="width: 100.00%;"><div style="width: 100.00%;"></div></div>	16	200	119

REP County Commissioner Pct 2

Vote For 1

	TOTAL	VOTE %		Absentee	Early Voting	Election Day
James (Jim) Rice	291	86.87%	<div style="width: 86.87%;"><div style="width: 86.87%;"></div></div>	10	174	107
Total Votes Cast	291	86.87%	<div style="width: 86.87%;"><div style="width: 86.87%;"></div></div>	10	174	107
Overvotes	0	0.00%	<div style="width: 0.00%;"><div style="width: 0.00%;"></div></div>	0	0	0
Undervotes	44	13.13%	<div style="width: 13.13%;"><div style="width: 13.13%;"></div></div>	6	26	12
Contest Totals	335	100.00%	<div style="width: 100.00%;"><div style="width: 100.00%;"></div></div>	16	200	119

PRECINCT 2

REP JOP

Vote For 1

	TOTAL	VOTE %		Absentee	Early Voting	Election Day
Cody Moore	87	25.97%	<div style="width: 25.97%;"><div style="width: 25.97%;"></div></div>	2	47	38
Karen Langley	165	49.25%	<div style="width: 49.25%;"><div style="width: 49.25%;"></div></div>	11	99	55
Rodney Allen Cole	57	17.01%	<div style="width: 17.01%;"><div style="width: 17.01%;"></div></div>	1	39	17
Total Votes Cast	309	92.24%	<div style="width: 92.24%;"><div style="width: 92.24%;"></div></div>	14	185	110
Overvotes	0	0.00%	<div style="width: 0.00%;"><div style="width: 0.00%;"></div></div>	0	0	0
Undervotes	26	7.76%	<div style="width: 7.76%;"><div style="width: 7.76%;"></div></div>	2	15	9
Contest Totals	335	100.00%	<div style="width: 100.00%;"><div style="width: 100.00%;"></div></div>	16	200	119

REP Proposition 1

Vote For 1

	TOTAL	VOTE %		Absentee	Early Voting	Election Day
YES	304	90.75%	<div style="width: 90.75%;"><div style="width: 90.75%;"></div></div>	14	183	107
NO	24	7.16%	<div style="width: 7.16%;"><div style="width: 7.16%;"></div></div>	2	12	10
Total Votes Cast	328	97.91%	<div style="width: 97.91%;"><div style="width: 97.91%;"></div></div>	16	195	117
Overvotes	0	0.00%	<div style="width: 0.00%;"><div style="width: 0.00%;"></div></div>	0	0	0
Undervotes	7	2.09%	<div style="width: 2.09%;"><div style="width: 2.09%;"></div></div>	0	5	2
Contest Totals	335	100.00%	<div style="width: 100.00%;"><div style="width: 100.00%;"></div></div>	16	200	119

REP Proposition 2

Vote For 1

	TOTAL	VOTE %		Absentee	Early Voting	Election Day
YES	305	91.04%	<div style="width: 91.04%;"><div style="width: 91.04%;"></div></div>	13	181	111
NO	22	6.57%	<div style="width: 6.57%;"><div style="width: 6.57%;"></div></div>	2	13	7
Total Votes Cast	327	97.61%	<div style="width: 97.61%;"><div style="width: 97.61%;"></div></div>	15	194	118
Overvotes	0	0.00%	<div style="width: 0.00%;"><div style="width: 0.00%;"></div></div>	0	0	0
Undervotes	8	2.39%	<div style="width: 2.39%;"><div style="width: 2.39%;"></div></div>	1	6	1
Contest Totals	335	100.00%	<div style="width: 100.00%;"><div style="width: 100.00%;"></div></div>	16	200	119

REP Proposition 3

Vote For 1

	TOTAL	VOTE %		Absentee	Early Voting	Election Day
YES	255	76.12%	<div style="width: 76.12%;"><div style="width: 76.12%;"></div></div>	9	156	90
NO	71	21.19%	<div style="width: 21.19%;"><div style="width: 21.19%;"></div></div>	5	39	27
Total Votes Cast	326	97.31%	<div style="width: 97.31%;"><div style="width: 97.31%;"></div></div>	14	195	117
Overvotes	0	0.00%	<div style="width: 0.00%;"><div style="width: 0.00%;"></div></div>	0	0	0
Undervotes	9	2.69%	<div style="width: 2.69%;"><div style="width: 2.69%;"></div></div>	2	5	2
Contest Totals	335	100.00%	<div style="width: 100.00%;"><div style="width: 100.00%;"></div></div>	16	200	119

PRECINCT 2

REP Proposition 4

Vote For 1

	TOTAL	VOTE %		Absentee	Early Voting	Election Day
YES	282	84.18%	<div style="width: 84.18%;"><div style="width: 84.18%;"></div></div>	9	169	104
NO	41	12.24%	<div style="width: 12.24%;"><div style="width: 12.24%;"></div></div>	5	23	13
Total Votes Cast	323	96.42%	<div style="width: 96.42%;"><div style="width: 96.42%;"></div></div>	14	192	117
Overvotes	0	0.00%	<div style="width: 0.00%;"><div style="width: 0.00%;"></div></div>	0	0	0
Undervotes	12	3.58%	<div style="width: 3.58%;"><div style="width: 3.58%;"></div></div>	2	8	2
Contest Totals	335	100.00%	<div style="width: 100.00%;"><div style="width: 100.00%;"></div></div>	16	200	119

REP Proposition 5

Vote For 1

	TOTAL	VOTE %		Absentee	Early Voting	Election Day
YES	307	91.64%	<div style="width: 91.64%;"><div style="width: 91.64%;"></div></div>	11	185	111
NO	19	5.67%	<div style="width: 5.67%;"><div style="width: 5.67%;"></div></div>	3	11	5
Total Votes Cast	326	97.31%	<div style="width: 97.31%;"><div style="width: 97.31%;"></div></div>	14	196	116
Overvotes	0	0.00%	<div style="width: 0.00%;"><div style="width: 0.00%;"></div></div>	0	0	0
Undervotes	9	2.69%	<div style="width: 2.69%;"><div style="width: 2.69%;"></div></div>	2	4	3
Contest Totals	335	100.00%	<div style="width: 100.00%;"><div style="width: 100.00%;"></div></div>	16	200	119

REP Proposition 6

Vote For 1

	TOTAL	VOTE %		Absentee	Early Voting	Election Day
YES	297	88.66%	<div style="width: 88.66%;"><div style="width: 88.66%;"></div></div>	14	173	110
NO	27	8.06%	<div style="width: 8.06%;"><div style="width: 8.06%;"></div></div>	1	19	7
Total Votes Cast	324	96.72%	<div style="width: 96.72%;"><div style="width: 96.72%;"></div></div>	15	192	117
Overvotes	0	0.00%	<div style="width: 0.00%;"><div style="width: 0.00%;"></div></div>	0	0	0
Undervotes	11	3.28%	<div style="width: 3.28%;"><div style="width: 3.28%;"></div></div>	1	8	2
Contest Totals	335	100.00%	<div style="width: 100.00%;"><div style="width: 100.00%;"></div></div>	16	200	119

REP Proposition 7

Vote For 1

	TOTAL	VOTE %		Absentee	Early Voting	Election Day
YES	304	90.75%	<div style="width: 90.75%;"><div style="width: 90.75%;"></div></div>	14	179	111
NO	17	5.07%	<div style="width: 5.07%;"><div style="width: 5.07%;"></div></div>	0	12	5
Total Votes Cast	321	95.82%	<div style="width: 95.82%;"><div style="width: 95.82%;"></div></div>	14	191	116
Overvotes	0	0.00%	<div style="width: 0.00%;"><div style="width: 0.00%;"></div></div>	0	0	0
Undervotes	14	4.18%	<div style="width: 4.18%;"><div style="width: 4.18%;"></div></div>	2	9	3
Contest Totals	335	100.00%	<div style="width: 100.00%;"><div style="width: 100.00%;"></div></div>	16	200	119

PRECINCT 2

REP Proposition 8

Vote For 1

	TOTAL	VOTE %		Absentee	Early Voting	Election Day
YES	318	94.93%	<div style="width: 94.93%;"><div style="width: 94.93%;"></div></div>	13	189	116
NO	10	2.99%	<div style="width: 2.99%;"><div style="width: 2.99%;"></div></div>	2	7	1
Total Votes Cast	328	97.91%	<div style="width: 97.91%;"><div style="width: 97.91%;"></div></div>	15	196	117
Overvotes	0	0.00%	<div style="width: 0.00%;"><div style="width: 0.00%;"></div></div>	0	0	0
Undervotes	7	2.09%	<div style="width: 2.09%;"><div style="width: 2.09%;"></div></div>	1	4	2
Contest Totals	335	100.00%	<div style="width: 100.00%;"><div style="width: 100.00%;"></div></div>	16	200	119

REP Proposition 9

Vote For 1

	TOTAL	VOTE %		Absentee	Early Voting	Election Day
YES	269	80.30%	<div style="width: 80.30%;"><div style="width: 80.30%;"></div></div>	9	168	92
NO	54	16.12%	<div style="width: 16.12%;"><div style="width: 16.12%;"></div></div>	5	24	25
Total Votes Cast	323	96.42%	<div style="width: 96.42%;"><div style="width: 96.42%;"></div></div>	14	192	117
Overvotes	0	0.00%	<div style="width: 0.00%;"><div style="width: 0.00%;"></div></div>	0	0	0
Undervotes	12	3.58%	<div style="width: 3.58%;"><div style="width: 3.58%;"></div></div>	2	8	2
Contest Totals	335	100.00%	<div style="width: 100.00%;"><div style="width: 100.00%;"></div></div>	16	200	119

REP Proposition 10

Vote For 1

	TOTAL	VOTE %		Absentee	Early Voting	Election Day
YES	308	91.94%	<div style="width: 91.94%;"><div style="width: 91.94%;"></div></div>	13	184	111
NO	14	4.18%	<div style="width: 4.18%;"><div style="width: 4.18%;"></div></div>	1	8	5
Total Votes Cast	322	96.12%	<div style="width: 96.12%;"><div style="width: 96.12%;"></div></div>	14	192	116
Overvotes	0	0.00%	<div style="width: 0.00%;"><div style="width: 0.00%;"></div></div>	0	0	0
Undervotes	13	3.88%	<div style="width: 3.88%;"><div style="width: 3.88%;"></div></div>	2	8	3
Contest Totals	335	100.00%	<div style="width: 100.00%;"><div style="width: 100.00%;"></div></div>	16	200	119

DEM US Senator

Vote For 1

	TOTAL	VOTE %		Absentee	Early Voting	Election Day
Ahmad R. Hassan	4	9.76%	<div style="width: 9.76%;"><div style="width: 9.76%;"></div></div>	0	2	2
James Talarico	22	53.66%	<div style="width: 53.66%;"><div style="width: 53.66%;"></div></div>	0	15	7
Jasmine Crockett	15	36.59%	<div style="width: 36.59%;"><div style="width: 36.59%;"></div></div>	5	6	4
Total Votes Cast	41	100.00%	<div style="width: 100.00%;"><div style="width: 100.00%;"></div></div>	5	23	13
Overvotes	0	0.00%	<div style="width: 0.00%;"><div style="width: 0.00%;"></div></div>	0	0	0
Undervotes	0	0.00%	<div style="width: 0.00%;"><div style="width: 0.00%;"></div></div>	0	0	0
Contest Totals	41	100.00%	<div style="width: 100.00%;"><div style="width: 100.00%;"></div></div>	5	23	13

PRECINCT 2

DEM US Representative, District 11

Vote For 1

	TOTAL	VOTE %	Absentee	Early Voting	Election Day
Pedro (Pete) Ruiz	15	36.59%	5	6	4
Claire Reynolds	20	48.78%	0	12	8
Total Votes Cast	35	85.37%	5	18	12
Overvotes	0	0.00%	0	0	0
Undervotes	6	14.63%	0	5	1
Contest Totals	41	100.00%	5	23	13

DEM Governor

Vote For 1

	TOTAL	VOTE %	Absentee	Early Voting	Election Day
Bobby Cole	4	9.76%	0	2	2
Carlton W. Hart	2	4.88%	0	2	0
Angela "TiaAngie" Villescaz	2	4.88%	0	1	1
Gina Hinojosa	27	65.85%	5	16	6
Jose Navarro Balbuena	1	2.44%	0	0	1
Patricia Abrego	2	4.88%	0	0	2
Chris Bell	0	0.00%	0	0	0
Andrew White	1	2.44%	0	1	0
Zach Vance	0	0.00%	0	0	0
Total Votes Cast	39	95.12%	5	22	12
Overvotes	0	0.00%	0	0	0
Undervotes	2	4.88%	0	1	1
Contest Totals	41	100.00%	5	23	13

DEM Lieutenant Governor

Vote For 1

	TOTAL	VOTE %	Absentee	Early Voting	Election Day
Courtney Head	8	19.51%	2	3	3
Vikki Goodwin	21	51.22%	1	15	5
Marcos Isaias Velez	8	19.51%	1	3	4
Total Votes Cast	37	90.24%	4	21	12
Overvotes	0	0.00%	0	0	0
Undervotes	4	9.76%	1	2	1
Contest Totals	41	100.00%	5	23	13

PRECINCT 2

DEM Attorney General

Vote For 1

	TOTAL	VOTE %		Absentee	Early Voting	Election Day
Joe Jaworski	13	31.71%	<div style="width: 31.71%; background-color: #ffc107;"></div>	2	9	2
Anthony "Tony" Box	12	29.27%	<div style="width: 29.27%; background-color: #ffc107;"></div>	2	5	5
Nathan Johnson	14	34.15%	<div style="width: 34.15%; background-color: #ffc107;"></div>	1	9	4
Total Votes Cast	39	95.12%	<div style="width: 95.12%; background-color: #ffc107;"></div>	5	23	11
Overvotes	0	0.00%	<div style="width: 0.00%; background-color: #ffc107;"></div>	0	0	0
Undervotes	2	4.88%	<div style="width: 4.88%; background-color: #ffc107;"></div>	0	0	2
Contest Totals	41	100.00%	<div style="width: 100.00%; background-color: #ffc107;"></div>	5	23	13

DEM Comptroller of Public Accounts

Vote For 1

	TOTAL	VOTE %		Absentee	Early Voting	Election Day
Michael Lange	6	14.63%	<div style="width: 14.63%; background-color: #ffc107;"></div>	2	3	1
Savant Moore	5	12.20%	<div style="width: 12.20%; background-color: #ffc107;"></div>	0	1	4
Sarah Eckhardt	25	60.98%	<div style="width: 60.98%; background-color: #ffc107;"></div>	2	16	7
Total Votes Cast	36	87.80%	<div style="width: 87.80%; background-color: #ffc107;"></div>	4	20	12
Overvotes	0	0.00%	<div style="width: 0.00%; background-color: #ffc107;"></div>	0	0	0
Undervotes	5	12.20%	<div style="width: 12.20%; background-color: #ffc107;"></div>	1	3	1
Contest Totals	41	100.00%	<div style="width: 100.00%; background-color: #ffc107;"></div>	5	23	13

DEM Commissioner of the General Land Office

Vote For 1

	TOTAL	VOTE %		Absentee	Early Voting	Election Day
Benjamin Flores	19	46.34%	<div style="width: 46.34%; background-color: #ffc107;"></div>	2	11	6
Jose Loya	15	36.59%	<div style="width: 36.59%; background-color: #ffc107;"></div>	3	8	4
Total Votes Cast	34	82.93%	<div style="width: 82.93%; background-color: #ffc107;"></div>	5	19	10
Overvotes	0	0.00%	<div style="width: 0.00%; background-color: #ffc107;"></div>	0	0	0
Undervotes	7	17.07%	<div style="width: 17.07%; background-color: #ffc107;"></div>	0	4	3
Contest Totals	41	100.00%	<div style="width: 100.00%; background-color: #ffc107;"></div>	5	23	13

DEM Commissioner of Agriculture

Vote For 1

	TOTAL	VOTE %		Absentee	Early Voting	Election Day
Clayton Tucker	35	85.37%	<div style="width: 85.37%; background-color: #ffc107;"></div>	5	19	11
Total Votes Cast	35	85.37%	<div style="width: 85.37%; background-color: #ffc107;"></div>	5	19	11
Overvotes	0	0.00%	<div style="width: 0.00%; background-color: #ffc107;"></div>	0	0	0
Undervotes	6	14.63%	<div style="width: 14.63%; background-color: #ffc107;"></div>	0	4	2
Contest Totals	41	100.00%	<div style="width: 100.00%; background-color: #ffc107;"></div>	5	23	13

PRECINCT 2

DEM Railroad Commissioner

Vote For 1

	TOTAL	VOTE %		Absentee	Early Voting	Election Day
Jon Rosenthal	35	85.37%	<div style="width: 85.37%;"><div style="width: 85.37%;"></div></div>	5	19	11
Total Votes Cast	35	85.37%	<div style="width: 85.37%;"><div style="width: 85.37%;"></div></div>	5	19	11
Overvotes	0	0.00%	<div style="width: 0.00%;"><div style="width: 0.00%;"></div></div>	0	0	0
Undervotes	6	14.63%	<div style="width: 14.63%;"><div style="width: 14.63%;"></div></div>	0	4	2
Contest Totals	41	100.00%	<div style="width: 100.00%;"><div style="width: 100.00%;"></div></div>	5	23	13

DEM Chief Justice, Supreme Court

Vote For 1

	TOTAL	VOTE %		Absentee	Early Voting	Election Day
Cory L. Carlyle	8	19.51%	<div style="width: 19.51%;"><div style="width: 19.51%;"></div></div>	2	3	3
Maggie Ellis	26	63.41%	<div style="width: 63.41%;"><div style="width: 63.41%;"></div></div>	2	16	8
Total Votes Cast	34	82.93%	<div style="width: 82.93%;"><div style="width: 82.93%;"></div></div>	4	19	11
Overvotes	0	0.00%	<div style="width: 0.00%;"><div style="width: 0.00%;"></div></div>	0	0	0
Undervotes	7	17.07%	<div style="width: 17.07%;"><div style="width: 17.07%;"></div></div>	1	4	2
Contest Totals	41	100.00%	<div style="width: 100.00%;"><div style="width: 100.00%;"></div></div>	5	23	13

DEM Justice, Supreme Court, PI 2 Unexp

Vote For 1

	TOTAL	VOTE %		Absentee	Early Voting	Election Day
Chari Kelly	31	75.61%	<div style="width: 75.61%;"><div style="width: 75.61%;"></div></div>	4	17	10
Total Votes Cast	31	75.61%	<div style="width: 75.61%;"><div style="width: 75.61%;"></div></div>	4	17	10
Overvotes	0	0.00%	<div style="width: 0.00%;"><div style="width: 0.00%;"></div></div>	0	0	0
Undervotes	10	24.39%	<div style="width: 24.39%;"><div style="width: 24.39%;"></div></div>	1	6	3
Contest Totals	41	100.00%	<div style="width: 100.00%;"><div style="width: 100.00%;"></div></div>	5	23	13

DEM Justice, Supreme Court, PI 7

Vote For 1

	TOTAL	VOTE %		Absentee	Early Voting	Election Day
Gordon Goodman	13	31.71%	<div style="width: 31.71%;"><div style="width: 31.71%;"></div></div>	2	8	3
Kristen Hawkins	24	58.54%	<div style="width: 58.54%;"><div style="width: 58.54%;"></div></div>	2	13	9
Total Votes Cast	37	90.24%	<div style="width: 90.24%;"><div style="width: 90.24%;"></div></div>	4	21	12
Overvotes	0	0.00%	<div style="width: 0.00%;"><div style="width: 0.00%;"></div></div>	0	0	0
Undervotes	4	9.76%	<div style="width: 9.76%;"><div style="width: 9.76%;"></div></div>	1	2	1
Contest Totals	41	100.00%	<div style="width: 100.00%;"><div style="width: 100.00%;"></div></div>	5	23	13

DEM Justice, Supreme Court, PI 8

Vote For 1

	TOTAL	VOTE %		Absentee	Early Voting	Election Day
Gisela D. Triana	33	80.49%	<div style="width: 80.49%;"><div style="width: 80.49%;"></div></div>	4	19	10
Total Votes Cast	33	80.49%	<div style="width: 80.49%;"><div style="width: 80.49%;"></div></div>	4	19	10
Overvotes	0	0.00%	<div style="width: 0.00%;"><div style="width: 0.00%;"></div></div>	0	0	0
Undervotes	8	19.51%	<div style="width: 19.51%;"><div style="width: 19.51%;"></div></div>	1	4	3
Contest Totals	41	100.00%	<div style="width: 100.00%;"><div style="width: 100.00%;"></div></div>	5	23	13

PRECINCT 2

DEM Judge, Ct of Crim App, PI 3

Vote For 1

	TOTAL	VOTE %		Absentee	Early Voting	Election Day
Okey Anyiam	33	80.49%	<div style="width: 80.49%;"><div style="width: 80.49%;"></div></div>	4	19	10
Total Votes Cast	33	80.49%	<div style="width: 80.49%;"><div style="width: 80.49%;"></div></div>	4	19	10
Overvotes	0	0.00%	<div style="width: 0.00%;"><div style="width: 0.00%;"></div></div>	0	0	0
Undervotes	8	19.51%	<div style="width: 19.51%;"><div style="width: 19.51%;"></div></div>	1	4	3
Contest Totals	41	100.00%	<div style="width: 100.00%;"><div style="width: 100.00%;"></div></div>	5	23	13

DEM Judge, Ct of Crim App, PI 4

Vote For 1

	TOTAL	VOTE %		Absentee	Early Voting	Election Day
Audra Riley	33	80.49%	<div style="width: 80.49%;"><div style="width: 80.49%;"></div></div>	4	17	12
Total Votes Cast	33	80.49%	<div style="width: 80.49%;"><div style="width: 80.49%;"></div></div>	4	17	12
Overvotes	0	0.00%	<div style="width: 0.00%;"><div style="width: 0.00%;"></div></div>	0	0	0
Undervotes	8	19.51%	<div style="width: 19.51%;"><div style="width: 19.51%;"></div></div>	1	6	1
Contest Totals	41	100.00%	<div style="width: 100.00%;"><div style="width: 100.00%;"></div></div>	5	23	13

DEM Judge, Ct of Crim App, PI 9

Vote For 1

	TOTAL	VOTE %		Absentee	Early Voting	Election Day
Holly Taylor	31	75.61%	<div style="width: 75.61%;"><div style="width: 75.61%;"></div></div>	4	17	10
Total Votes Cast	31	75.61%	<div style="width: 75.61%;"><div style="width: 75.61%;"></div></div>	4	17	10
Overvotes	0	0.00%	<div style="width: 0.00%;"><div style="width: 0.00%;"></div></div>	0	0	0
Undervotes	10	24.39%	<div style="width: 24.39%;"><div style="width: 24.39%;"></div></div>	1	6	3
Contest Totals	41	100.00%	<div style="width: 100.00%;"><div style="width: 100.00%;"></div></div>	5	23	13

DEM State Senator, Dist 28

Vote For 1

	TOTAL	VOTE %		Absentee	Early Voting	Election Day
Riley Rodriguez	34	82.93%	<div style="width: 82.93%;"><div style="width: 82.93%;"></div></div>	5	18	11
Total Votes Cast	34	82.93%	<div style="width: 82.93%;"><div style="width: 82.93%;"></div></div>	5	18	11
Overvotes	0	0.00%	<div style="width: 0.00%;"><div style="width: 0.00%;"></div></div>	0	0	0
Undervotes	7	17.07%	<div style="width: 17.07%;"><div style="width: 17.07%;"></div></div>	0	5	2
Contest Totals	41	100.00%	<div style="width: 100.00%;"><div style="width: 100.00%;"></div></div>	5	23	13

DEM State Representative, Dist 72

Vote For 1

	TOTAL	VOTE %		Absentee	Early Voting	Election Day
Shiloh Salazar	34	82.93%	<div style="width: 82.93%;"><div style="width: 82.93%;"></div></div>	5	19	10
Total Votes Cast	34	82.93%	<div style="width: 82.93%;"><div style="width: 82.93%;"></div></div>	5	19	10
Overvotes	0	0.00%	<div style="width: 0.00%;"><div style="width: 0.00%;"></div></div>	0	0	0
Undervotes	7	17.07%	<div style="width: 17.07%;"><div style="width: 17.07%;"></div></div>	0	4	3
Contest Totals	41	100.00%	<div style="width: 100.00%;"><div style="width: 100.00%;"></div></div>	5	23	13

PRECINCT 2

DEM Chief Justice, 15th Ct of App Dist.

Vote For 1

	TOTAL	VOTE %		Absentee	Early Voting	Election Day
Jerry Zimmerer	32	78.05%	<div style="width: 78.05%;"><div style="width: 78.05%;"></div></div>	5	17	10
Total Votes Cast	32	78.05%	<div style="width: 78.05%;"><div style="width: 78.05%;"></div></div>	5	17	10
Overvotes	0	0.00%	<div style="width: 0.00%;"><div style="width: 0.00%;"></div></div>	0	0	0
Undervotes	9	21.95%	<div style="width: 21.95%;"><div style="width: 21.95%;"></div></div>	0	6	3
Contest Totals	41	100.00%	<div style="width: 100.00%;"><div style="width: 100.00%;"></div></div>	5	23	13

DEM Justice, 15th Ct of App Dist, PI 2

Vote For 1

	TOTAL	VOTE %		Absentee	Early Voting	Election Day
Tom Baker	32	78.05%	<div style="width: 78.05%;"><div style="width: 78.05%;"></div></div>	4	17	11
Total Votes Cast	32	78.05%	<div style="width: 78.05%;"><div style="width: 78.05%;"></div></div>	4	17	11
Overvotes	0	0.00%	<div style="width: 0.00%;"><div style="width: 0.00%;"></div></div>	0	0	0
Undervotes	9	21.95%	<div style="width: 21.95%;"><div style="width: 21.95%;"></div></div>	1	6	2
Contest Totals	41	100.00%	<div style="width: 100.00%;"><div style="width: 100.00%;"></div></div>	5	23	13

DEM Justice, 15th Ct of App Dist, PI 3

Vote For 1

	TOTAL	VOTE %		Absentee	Early Voting	Election Day
Marc M. Meyer	31	75.61%	<div style="width: 75.61%;"><div style="width: 75.61%;"></div></div>	4	17	10
Total Votes Cast	31	75.61%	<div style="width: 75.61%;"><div style="width: 75.61%;"></div></div>	4	17	10
Overvotes	0	0.00%	<div style="width: 0.00%;"><div style="width: 0.00%;"></div></div>	0	0	0
Undervotes	10	24.39%	<div style="width: 24.39%;"><div style="width: 24.39%;"></div></div>	1	6	3
Contest Totals	41	100.00%	<div style="width: 100.00%;"><div style="width: 100.00%;"></div></div>	5	23	13

DEM Proposition #1

Vote For 1

	TOTAL	VOTE %		Absentee	Early Voting	Election Day
Yes	40	97.56%	<div style="width: 97.56%;"><div style="width: 97.56%;"></div></div>	5	23	12
No	1	2.44%	<div style="width: 2.44%;"><div style="width: 2.44%;"></div></div>	0	0	1
Total Votes Cast	41	100.00%	<div style="width: 100.00%;"><div style="width: 100.00%;"></div></div>	5	23	13
Overvotes	0	0.00%	<div style="width: 0.00%;"><div style="width: 0.00%;"></div></div>	0	0	0
Undervotes	0	0.00%	<div style="width: 0.00%;"><div style="width: 0.00%;"></div></div>	0	0	0
Contest Totals	41	100.00%	<div style="width: 100.00%;"><div style="width: 100.00%;"></div></div>	5	23	13

DEM Proposition #2

Vote For 1

	TOTAL	VOTE %		Absentee	Early Voting	Election Day
Yes	41	100.00%	<div style="width: 100.00%;"><div style="width: 100.00%;"></div></div>	5	23	13
No	0	0.00%	<div style="width: 0.00%;"><div style="width: 0.00%;"></div></div>	0	0	0
Total Votes Cast	41	100.00%	<div style="width: 100.00%;"><div style="width: 100.00%;"></div></div>	5	23	13
Overvotes	0	0.00%	<div style="width: 0.00%;"><div style="width: 0.00%;"></div></div>	0	0	0
Undervotes	0	0.00%	<div style="width: 0.00%;"><div style="width: 0.00%;"></div></div>	0	0	0
Contest Totals	41	100.00%	<div style="width: 100.00%;"><div style="width: 100.00%;"></div></div>	5	23	13

PRECINCT 2

DEM Proposition #3

Vote For 1

	TOTAL	VOTE %		Absentee	Early Voting	Election Day
Yes	39	95.12%	<div style="width: 95.12%; background-color: #ffc107;"></div>	5	22	12
No	2	4.88%	<div style="width: 4.88%; background-color: #6c757d;"></div>	0	1	1
Total Votes Cast	41	100.00%	<div style="width: 100%; background-color: #ffc107;"></div>	5	23	13
Overvotes	0	0.00%	<div style="width: 0%; background-color: #6c757d;"></div>	0	0	0
Undervotes	0	0.00%	<div style="width: 0%; background-color: #6c757d;"></div>	0	0	0
Contest Totals	41	100.00%	<div style="width: 100%; background-color: #ffc107;"></div>	5	23	13

DEM Proposition #4

Vote For 1

	TOTAL	VOTE %		Absentee	Early Voting	Election Day
Yes	41	100.00%	<div style="width: 100%; background-color: #ffc107;"></div>	5	23	13
No	0	0.00%	<div style="width: 0%; background-color: #6c757d;"></div>	0	0	0
Total Votes Cast	41	100.00%	<div style="width: 100%; background-color: #ffc107;"></div>	5	23	13
Overvotes	0	0.00%	<div style="width: 0%; background-color: #6c757d;"></div>	0	0	0
Undervotes	0	0.00%	<div style="width: 0%; background-color: #6c757d;"></div>	0	0	0
Contest Totals	41	100.00%	<div style="width: 100%; background-color: #ffc107;"></div>	5	23	13

DEM Proposition #5

Vote For 1

	TOTAL	VOTE %		Absentee	Early Voting	Election Day
Yes	39	95.12%	<div style="width: 95.12%; background-color: #ffc107;"></div>	5	21	13
No	1	2.44%	<div style="width: 2.44%; background-color: #6c757d;"></div>	0	1	0
Total Votes Cast	40	97.56%	<div style="width: 97.56%; background-color: #ffc107;"></div>	5	22	13
Overvotes	0	0.00%	<div style="width: 0%; background-color: #6c757d;"></div>	0	0	0
Undervotes	1	2.44%	<div style="width: 2.44%; background-color: #6c757d;"></div>	0	1	0
Contest Totals	41	100.00%	<div style="width: 100%; background-color: #ffc107;"></div>	5	23	13

DEM Proposition #6

Vote For 1

	TOTAL	VOTE %		Absentee	Early Voting	Election Day
Yes	39	95.12%	<div style="width: 95.12%; background-color: #ffc107;"></div>	5	21	13
No	1	2.44%	<div style="width: 2.44%; background-color: #6c757d;"></div>	0	1	0
Total Votes Cast	40	97.56%	<div style="width: 97.56%; background-color: #ffc107;"></div>	5	22	13
Overvotes	0	0.00%	<div style="width: 0%; background-color: #6c757d;"></div>	0	0	0
Undervotes	1	2.44%	<div style="width: 2.44%; background-color: #6c757d;"></div>	0	1	0
Contest Totals	41	100.00%	<div style="width: 100%; background-color: #ffc107;"></div>	5	23	13

PRECINCT 2

DEM Proposition #7

Vote For 1

	TOTAL	VOTE %		Absentee	Early Voting	Election Day
Yes	41	100.00%	<div style="width: 100%; height: 10px; background-color: #ffc107;"></div>	5	23	13
No	0	0.00%	<div style="width: 0%; height: 10px; background-color: #6c757d;"></div>	0	0	0
Total Votes Cast	41	100.00%	<div style="width: 100%; height: 10px; background-color: #ffc107;"></div>	5	23	13
Overvotes	0	0.00%	<div style="width: 0%; height: 10px; background-color: #6c757d;"></div>	0	0	0
Undervotes	0	0.00%	<div style="width: 0%; height: 10px; background-color: #6c757d;"></div>	0	0	0
Contest Totals	41	100.00%	<div style="width: 100%; height: 10px; background-color: #ffc107;"></div>	5	23	13

DEM Proposition #8

Vote For 1

	TOTAL	VOTE %		Absentee	Early Voting	Election Day
Yes	36	87.80%	<div style="width: 87.8%; height: 10px; background-color: #ffc107;"></div>	5	19	12
No	5	12.20%	<div style="width: 12.2%; height: 10px; background-color: #6c757d;"></div>	0	4	1
Total Votes Cast	41	100.00%	<div style="width: 100%; height: 10px; background-color: #ffc107;"></div>	5	23	13
Overvotes	0	0.00%	<div style="width: 0%; height: 10px; background-color: #6c757d;"></div>	0	0	0
Undervotes	0	0.00%	<div style="width: 0%; height: 10px; background-color: #6c757d;"></div>	0	0	0
Contest Totals	41	100.00%	<div style="width: 100%; height: 10px; background-color: #ffc107;"></div>	5	23	13

DEM Proposition #9

Vote For 1

	TOTAL	VOTE %		Absentee	Early Voting	Election Day
Yes	38	92.68%	<div style="width: 92.68%; height: 10px; background-color: #ffc107;"></div>	5	22	11
No	2	4.88%	<div style="width: 4.88%; height: 10px; background-color: #6c757d;"></div>	0	0	2
Total Votes Cast	40	97.56%	<div style="width: 97.56%; height: 10px; background-color: #ffc107;"></div>	5	22	13
Overvotes	0	0.00%	<div style="width: 0%; height: 10px; background-color: #6c757d;"></div>	0	0	0
Undervotes	1	2.44%	<div style="width: 2.44%; height: 10px; background-color: #6c757d;"></div>	0	1	0
Contest Totals	41	100.00%	<div style="width: 100%; height: 10px; background-color: #ffc107;"></div>	5	23	13

DEM Proposition #10

Vote For 1

	TOTAL	VOTE %		Absentee	Early Voting	Election Day
Yes	41	100.00%	<div style="width: 100%; height: 10px; background-color: #ffc107;"></div>	5	23	13
No	0	0.00%	<div style="width: 0%; height: 10px; background-color: #6c757d;"></div>	0	0	0
Total Votes Cast	41	100.00%	<div style="width: 100%; height: 10px; background-color: #ffc107;"></div>	5	23	13
Overvotes	0	0.00%	<div style="width: 0%; height: 10px; background-color: #6c757d;"></div>	0	0	0
Undervotes	0	0.00%	<div style="width: 0%; height: 10px; background-color: #6c757d;"></div>	0	0	0
Contest Totals	41	100.00%	<div style="width: 100%; height: 10px; background-color: #ffc107;"></div>	5	23	13

PRECINCT 2

DEM Proposition #11

Vote For 1

	TOTAL	VOTE %		Absentee	Early Voting	Election Day
Yes	36	87.80%	<div style="width: 87.80%;"><div style="width: 87.80%;"></div></div>	5	21	10
No	3	7.32%	<div style="width: 7.32%;"><div style="width: 7.32%;"></div></div>	0	1	2
Total Votes Cast	39	95.12%	<div style="width: 95.12%;"><div style="width: 95.12%;"></div></div>	5	22	12
Overvotes	0	0.00%	<div style="width: 0.00%;"><div style="width: 0.00%;"></div></div>	0	0	0
Undervotes	2	4.88%	<div style="width: 4.88%;"><div style="width: 4.88%;"></div></div>	0	1	1
Contest Totals	41	100.00%	<div style="width: 100.00%;"><div style="width: 100.00%;"></div></div>	5	23	13

DEM Proposition #12

Vote For 1

	TOTAL	VOTE %		Absentee	Early Voting	Election Day
Yes	39	95.12%	<div style="width: 95.12%;"><div style="width: 95.12%;"></div></div>	5	22	12
No	0	0.00%	<div style="width: 0.00%;"><div style="width: 0.00%;"></div></div>	0	0	0
Total Votes Cast	39	95.12%	<div style="width: 95.12%;"><div style="width: 95.12%;"></div></div>	5	22	12
Overvotes	0	0.00%	<div style="width: 0.00%;"><div style="width: 0.00%;"></div></div>	0	0	0
Undervotes	2	4.88%	<div style="width: 4.88%;"><div style="width: 4.88%;"></div></div>	0	1	1
Contest Totals	41	100.00%	<div style="width: 100.00%;"><div style="width: 100.00%;"></div></div>	5	23	13

DEM Proposition #13

Vote For 1

	TOTAL	VOTE %		Absentee	Early Voting	Election Day
Yes	37	90.24%	<div style="width: 90.24%;"><div style="width: 90.24%;"></div></div>	5	22	10
No	2	4.88%	<div style="width: 4.88%;"><div style="width: 4.88%;"></div></div>	0	0	2
Total Votes Cast	39	95.12%	<div style="width: 95.12%;"><div style="width: 95.12%;"></div></div>	5	22	12
Overvotes	0	0.00%	<div style="width: 0.00%;"><div style="width: 0.00%;"></div></div>	0	0	0
Undervotes	2	4.88%	<div style="width: 4.88%;"><div style="width: 4.88%;"></div></div>	0	1	1
Contest Totals	41	100.00%	<div style="width: 100.00%;"><div style="width: 100.00%;"></div></div>	5	23	13

PRECINCT 3

Statistics	TOTAL	Absentee	Early Voting	Election Day
Registered Voters - Total	1,515			
Registered Voters - Republican Party	0			
Registered Voters - Democratic Party	0			
Registered Voters - NONPARTISAN	1,515			
Ballots Cast - Total	402	13	258	131
Ballots Cast - Republican Party	367	11	236	120
Ballots Cast - Democratic Party	35	2	22	11
Ballots Cast - NONPARTISAN	0	0	0	0
Ballots Cast - Blank	0	0	0	0
Voter Turnout - Total	26.53%			
Voter Turnout - Republican Party	0.00%			
Voter Turnout - Democratic Party	0.00%			
Voter Turnout - NONPARTISAN	0.00%			

REP US Senator

Vote For 1

	TOTAL	VOTE %	Absentee	Early Voting	Election Day
Ken Paxton	172	46.87%	6	116	50
Wesley Hunt	39	10.63%	0	27	12
Sara Canady	3	0.82%	0	3	0
Virgil John Bierschwale	0	0.00%	0	0	0
Anna Bender	4	1.09%	0	1	3
John Cornyn	134	36.51%	5	78	51
Gulrez "Gus" Khan	2	0.54%	0	1	1
John O. Adefope	1	0.27%	0	1	0
Total Votes Cast	355	96.73%	11	227	117
Overvotes	0	0.00%	0	0	0
Undervotes	12	3.27%	0	9	3
Contest Totals	367	100.00%	11	236	120

REP US Representative, District 11

Vote For 1

	TOTAL	VOTE %	Absentee	Early Voting	Election Day
August Pfluger	309	84.20%	11	201	97
Total Votes Cast	309	84.20%	11	201	97
Overvotes	0	0.00%	0	0	0
Undervotes	58	15.80%	0	35	23
Contest Totals	367	100.00%	11	236	120

PRECINCT 3

REP Governor

Vote For 1

	TOTAL	VOTE %	Absentee	Early Voting	Election Day
Arturo Espinosa	4	1.09%	0	3	1
Greg Abbott	308	83.92%	10	197	101
Pete "Doc" Chambers	36	9.81%	1	21	14
Stephen Samuelson	5	1.36%	0	4	1
Evelyn Brooks	2	0.54%	0	1	1
Kenneth Hyde	0	0.00%	0	0	0
Ronnie Tullos	0	0.00%	0	0	0
Nathaniel Welch	0	0.00%	0	0	0
Mark V. Goloby	0	0.00%	0	0	0
R.F. "Bob" Achgill	1	0.27%	0	1	0
Charles Andrew Crouch	4	1.09%	0	3	1
Total Votes Cast	360	98.09%	11	230	119
Overvotes	0	0.00%	0	0	0
Undervotes	7	1.91%	0	6	1
Contest Totals	367	100.00%	11	236	120

REP Lieutenant Governor

Vote For 1

	TOTAL	VOTE %	Absentee	Early Voting	Election Day
Esala Wueschner	2	0.54%	0	1	1
Dan Patrick	302	82.29%	11	195	96
Timothy Mabry	28	7.63%	0	18	10
Perla Munoz Hopkins	12	3.27%	0	8	4
Total Votes Cast	344	93.73%	11	222	111
Overvotes	0	0.00%	0	0	0
Undervotes	23	6.27%	0	14	9
Contest Totals	367	100.00%	11	236	120

REP Attorney General

Vote For 1

	TOTAL	VOTE %	Absentee	Early Voting	Election Day
Aaron Reitz	57	15.53%	1	46	10
Joan Huffman	66	17.98%	3	32	31
Mayes Middleton	89	24.25%	3	60	26
Chip Roy	112	30.52%	4	74	34
Total Votes Cast	324	88.28%	11	212	101
Overvotes	0	0.00%	0	0	0
Undervotes	43	11.72%	0	24	19
Contest Totals	367	100.00%	11	236	120

PRECINCT 3

REP Comptroller of Public Accounts

Vote For 1

	TOTAL	VOTE %	Absentee	Early Voting	Election Day
Christi Craddick	82	22.34%	3	56	23
Don Huffines	167	45.50%	4	112	51
Kelly Hancock	80	21.80%	4	45	31
Michael Berlanga	8	2.18%	0	5	3
Total Votes Cast	337	91.83%	11	218	108
Overvotes	0	0.00%	0	0	0
Undervotes	30	8.17%	0	18	12
Contest Totals	367	100.00%	11	236	120

REP Comm General Land Office

Vote For 1

	TOTAL	VOTE %	Absentee	Early Voting	Election Day
Dawn Buckingham	301	82.02%	11	193	97
Total Votes Cast	301	82.02%	11	193	97
Overvotes	0	0.00%	0	0	0
Undervotes	66	17.98%	0	43	23
Contest Totals	367	100.00%	11	236	120

REP Commissioner of Agriculture

Vote For 1

	TOTAL	VOTE %	Absentee	Early Voting	Election Day
Nate Sheets	121	32.97%	0	84	37
Sid Miller	212	57.77%	11	131	70
Total Votes Cast	333	90.74%	11	215	107
Overvotes	0	0.00%	0	0	0
Undervotes	34	9.26%	0	21	13
Contest Totals	367	100.00%	11	236	120

REP Railroad Commissioner

Vote For 1

	TOTAL	VOTE %	Absentee	Early Voting	Election Day
Hawk Dunlap	64	17.44%	0	43	21
Bo French	40	10.90%	1	32	7
Jim Wright	108	29.43%	3	72	33
Katherine Culbert	24	6.54%	2	13	9
James (Jim) Matlock	80	21.80%	5	45	30
Total Votes Cast	316	86.10%	11	205	100
Overvotes	0	0.00%	0	0	0
Undervotes	51	13.90%	0	31	20
Contest Totals	367	100.00%	11	236	120

PRECINCT 3

REP Chief Justice, Supreme Court

Vote For 1

	TOTAL	VOTE %		Absentee	Early Voting	Election Day
Jimmy Blacklock	299	81.47%	<div style="width: 81.47%;"><div style="width: 81.47%;"></div></div>	10	192	97
Total Votes Cast	299	81.47%	<div style="width: 81.47%;"><div style="width: 81.47%;"></div></div>	10	192	97
Overvotes	0	0.00%	<div style="width: 0.00%;"><div style="width: 0.00%;"></div></div>	0	0	0
Undervotes	68	18.53%	<div style="width: 18.53%;"><div style="width: 18.53%;"></div></div>	1	44	23
Contest Totals	367	100.00%	<div style="width: 100.00%;"><div style="width: 100.00%;"></div></div>	11	236	120

REP Justice, Supreme Court, PI 2 Unexp

Vote For 1

	TOTAL	VOTE %		Absentee	Early Voting	Election Day
James P. Sullivan	299	81.47%	<div style="width: 81.47%;"><div style="width: 81.47%;"></div></div>	10	191	98
Total Votes Cast	299	81.47%	<div style="width: 81.47%;"><div style="width: 81.47%;"></div></div>	10	191	98
Overvotes	0	0.00%	<div style="width: 0.00%;"><div style="width: 0.00%;"></div></div>	0	0	0
Undervotes	68	18.53%	<div style="width: 18.53%;"><div style="width: 18.53%;"></div></div>	1	45	22
Contest Totals	367	100.00%	<div style="width: 100.00%;"><div style="width: 100.00%;"></div></div>	11	236	120

REP Justice, Supreme Court, PI 7

Vote For 1

	TOTAL	VOTE %		Absentee	Early Voting	Election Day
Kyle Hawkins	285	77.66%	<div style="width: 77.66%;"><div style="width: 77.66%;"></div></div>	9	188	88
Total Votes Cast	285	77.66%	<div style="width: 77.66%;"><div style="width: 77.66%;"></div></div>	9	188	88
Overvotes	0	0.00%	<div style="width: 0.00%;"><div style="width: 0.00%;"></div></div>	0	0	0
Undervotes	82	22.34%	<div style="width: 22.34%;"><div style="width: 22.34%;"></div></div>	2	48	32
Contest Totals	367	100.00%	<div style="width: 100.00%;"><div style="width: 100.00%;"></div></div>	11	236	120

REP Justice, Supreme Court, PI 8

Vote For 1

	TOTAL	VOTE %		Absentee	Early Voting	Election Day
Brett Busby	284	77.38%	<div style="width: 77.38%;"><div style="width: 77.38%;"></div></div>	10	188	86
Total Votes Cast	284	77.38%	<div style="width: 77.38%;"><div style="width: 77.38%;"></div></div>	10	188	86
Overvotes	0	0.00%	<div style="width: 0.00%;"><div style="width: 0.00%;"></div></div>	0	0	0
Undervotes	83	22.62%	<div style="width: 22.62%;"><div style="width: 22.62%;"></div></div>	1	48	34
Contest Totals	367	100.00%	<div style="width: 100.00%;"><div style="width: 100.00%;"></div></div>	11	236	120

PRECINCT 3

REP Judge, Ct of Crim App, PI 3

Vote For 1

	TOTAL	VOTE %		Absentee	Early Voting	Election Day
Alison Fox	77	20.98%	<div style="width: 20.98%; background-color: #ffc107;"></div>	1	52	24
Lesli Fitzpatrick	66	17.98%	<div style="width: 17.98%; background-color: #ffc107;"></div>	5	41	20
Thomas Smith	70	19.07%	<div style="width: 19.07%; background-color: #ffc107;"></div>	2	52	16
Brent Coffee	68	18.53%	<div style="width: 18.53%; background-color: #ffc107;"></div>	3	38	27
Total Votes Cast	281	76.57%	<div style="width: 76.57%; background-color: #ffc107;"></div>	11	183	87
Overvotes	0	0.00%	<div style="width: 0.00%; background-color: #ffc107;"></div>	0	0	0
Undervotes	86	23.43%	<div style="width: 23.43%; background-color: #ffc107;"></div>	0	53	33
Contest Totals	367	100.00%	<div style="width: 100.00%; background-color: #ffc107;"></div>	11	236	120

REP Judge, Ct of Crim App, PI 4

Vote For 1

	TOTAL	VOTE %		Absentee	Early Voting	Election Day
Kevin Patrick Yeary	276	75.20%	<div style="width: 75.20%; background-color: #ffc107;"></div>	10	178	88
Total Votes Cast	276	75.20%	<div style="width: 75.20%; background-color: #ffc107;"></div>	10	178	88
Overvotes	0	0.00%	<div style="width: 0.00%; background-color: #ffc107;"></div>	0	0	0
Undervotes	91	24.80%	<div style="width: 24.80%; background-color: #ffc107;"></div>	1	58	32
Contest Totals	367	100.00%	<div style="width: 100.00%; background-color: #ffc107;"></div>	11	236	120

REP Judge, Ct of Crim App, PI 9

Vote For 1

	TOTAL	VOTE %		Absentee	Early Voting	Election Day
John Messinger	215	58.58%	<div style="width: 58.58%; background-color: #ffc107;"></div>	7	143	65
Jennifer Balido	63	17.17%	<div style="width: 17.17%; background-color: #ffc107;"></div>	4	40	19
Total Votes Cast	278	75.75%	<div style="width: 75.75%; background-color: #ffc107;"></div>	11	183	84
Overvotes	0	0.00%	<div style="width: 0.00%; background-color: #ffc107;"></div>	0	0	0
Undervotes	89	24.25%	<div style="width: 24.25%; background-color: #ffc107;"></div>	0	53	36
Contest Totals	367	100.00%	<div style="width: 100.00%; background-color: #ffc107;"></div>	11	236	120

REP State Senator, Dist 28

Vote For 1

	TOTAL	VOTE %		Absentee	Early Voting	Election Day
Charles Perry	289	78.75%	<div style="width: 78.75%; background-color: #ffc107;"></div>	10	188	91
Total Votes Cast	289	78.75%	<div style="width: 78.75%; background-color: #ffc107;"></div>	10	188	91
Overvotes	0	0.00%	<div style="width: 0.00%; background-color: #ffc107;"></div>	0	0	0
Undervotes	78	21.25%	<div style="width: 21.25%; background-color: #ffc107;"></div>	1	48	29
Contest Totals	367	100.00%	<div style="width: 100.00%; background-color: #ffc107;"></div>	11	236	120

PRECINCT 3

REP State Representative, Dist 72

Vote For 1

	TOTAL	VOTE %		Absentee	Early Voting	Election Day
Drew Darby	288	78.47%	<div style="width: 78.47%;"><div style="width: 78.47%;"></div></div>	10	185	93
Total Votes Cast	288	78.47%	<div style="width: 78.47%;"><div style="width: 78.47%;"></div></div>	10	185	93
Overvotes	0	0.00%	<div style="width: 0.00%;"><div style="width: 0.00%;"></div></div>	0	0	0
Undervotes	79	21.53%	<div style="width: 21.53%;"><div style="width: 21.53%;"></div></div>	1	51	27
Contest Totals	367	100.00%	<div style="width: 100.00%;"><div style="width: 100.00%;"></div></div>	11	236	120

REP Chief Justice, 15th Ct of App Dist.

Vote For 1

	TOTAL	VOTE %		Absentee	Early Voting	Election Day
Scott Brister	281	76.57%	<div style="width: 76.57%;"><div style="width: 76.57%;"></div></div>	10	182	89
Total Votes Cast	281	76.57%	<div style="width: 76.57%;"><div style="width: 76.57%;"></div></div>	10	182	89
Overvotes	0	0.00%	<div style="width: 0.00%;"><div style="width: 0.00%;"></div></div>	0	0	0
Undervotes	86	23.43%	<div style="width: 23.43%;"><div style="width: 23.43%;"></div></div>	1	54	31
Contest Totals	367	100.00%	<div style="width: 100.00%;"><div style="width: 100.00%;"></div></div>	11	236	120

REP Justice, 15th Ct of App Dist, PI 2

Vote For 1

	TOTAL	VOTE %		Absentee	Early Voting	Election Day
Scott K. Field	278	75.75%	<div style="width: 75.75%;"><div style="width: 75.75%;"></div></div>	10	180	88
Total Votes Cast	278	75.75%	<div style="width: 75.75%;"><div style="width: 75.75%;"></div></div>	10	180	88
Overvotes	0	0.00%	<div style="width: 0.00%;"><div style="width: 0.00%;"></div></div>	0	0	0
Undervotes	89	24.25%	<div style="width: 24.25%;"><div style="width: 24.25%;"></div></div>	1	56	32
Contest Totals	367	100.00%	<div style="width: 100.00%;"><div style="width: 100.00%;"></div></div>	11	236	120

REP Justice, 15th Ct of App Dist, PI 3

Vote For 1

	TOTAL	VOTE %		Absentee	Early Voting	Election Day
April Farris	275	74.93%	<div style="width: 74.93%;"><div style="width: 74.93%;"></div></div>	10	178	87
Total Votes Cast	275	74.93%	<div style="width: 74.93%;"><div style="width: 74.93%;"></div></div>	10	178	87
Overvotes	0	0.00%	<div style="width: 0.00%;"><div style="width: 0.00%;"></div></div>	0	0	0
Undervotes	92	25.07%	<div style="width: 25.07%;"><div style="width: 25.07%;"></div></div>	1	58	33
Contest Totals	367	100.00%	<div style="width: 100.00%;"><div style="width: 100.00%;"></div></div>	11	236	120

REP Justice, 11th Ct of App Dist, PI 2

Vote For 1

	TOTAL	VOTE %		Absentee	Early Voting	Election Day
Bruce Williams	278	75.75%	<div style="width: 75.75%;"><div style="width: 75.75%;"></div></div>	9	181	88
Total Votes Cast	278	75.75%	<div style="width: 75.75%;"><div style="width: 75.75%;"></div></div>	9	181	88
Overvotes	0	0.00%	<div style="width: 0.00%;"><div style="width: 0.00%;"></div></div>	0	0	0
Undervotes	89	24.25%	<div style="width: 24.25%;"><div style="width: 24.25%;"></div></div>	2	55	32
Contest Totals	367	100.00%	<div style="width: 100.00%;"><div style="width: 100.00%;"></div></div>	11	236	120

PRECINCT 3

REP County Judge

Vote For 1

	TOTAL	VOTE %		Absentee	Early Voting	Election Day
Billy D. Bledsoe	313	85.29%	<div style="width: 85.29%;"><div style="width: 85.29%;"></div></div>	10	200	103
Total Votes Cast	313	85.29%	<div style="width: 85.29%;"><div style="width: 85.29%;"></div></div>	10	200	103
Overvotes	0	0.00%	<div style="width: 0.00%;"><div style="width: 0.00%;"></div></div>	0	0	0
Undervotes	54	14.71%	<div style="width: 14.71%;"><div style="width: 14.71%;"></div></div>	1	36	17
Contest Totals	367	100.00%	<div style="width: 100.00%;"><div style="width: 100.00%;"></div></div>	11	236	120

REP District Clerk

Vote For 1

	TOTAL	VOTE %		Absentee	Early Voting	Election Day
Darlene Huddle	311	84.74%	<div style="width: 84.74%;"><div style="width: 84.74%;"></div></div>	11	200	100
Total Votes Cast	311	84.74%	<div style="width: 84.74%;"><div style="width: 84.74%;"></div></div>	11	200	100
Overvotes	0	0.00%	<div style="width: 0.00%;"><div style="width: 0.00%;"></div></div>	0	0	0
Undervotes	56	15.26%	<div style="width: 15.26%;"><div style="width: 15.26%;"></div></div>	0	36	20
Contest Totals	367	100.00%	<div style="width: 100.00%;"><div style="width: 100.00%;"></div></div>	11	236	120

REP County Clerk

Vote For 1

	TOTAL	VOTE %		Absentee	Early Voting	Election Day
Stacey Mendoza	327	89.10%	<div style="width: 89.10%;"><div style="width: 89.10%;"></div></div>	11	211	105
Total Votes Cast	327	89.10%	<div style="width: 89.10%;"><div style="width: 89.10%;"></div></div>	11	211	105
Overvotes	0	0.00%	<div style="width: 0.00%;"><div style="width: 0.00%;"></div></div>	0	0	0
Undervotes	40	10.90%	<div style="width: 10.90%;"><div style="width: 10.90%;"></div></div>	0	25	15
Contest Totals	367	100.00%	<div style="width: 100.00%;"><div style="width: 100.00%;"></div></div>	11	236	120

REP County Treasurer

Vote For 1

	TOTAL	VOTE %		Absentee	Early Voting	Election Day
Jeana R. Farrow	311	84.74%	<div style="width: 84.74%;"><div style="width: 84.74%;"></div></div>	10	200	101
Total Votes Cast	311	84.74%	<div style="width: 84.74%;"><div style="width: 84.74%;"></div></div>	10	200	101
Overvotes	0	0.00%	<div style="width: 0.00%;"><div style="width: 0.00%;"></div></div>	0	0	0
Undervotes	56	15.26%	<div style="width: 15.26%;"><div style="width: 15.26%;"></div></div>	1	36	19
Contest Totals	367	100.00%	<div style="width: 100.00%;"><div style="width: 100.00%;"></div></div>	11	236	120

REP JOP

Vote For 1

	TOTAL	VOTE %		Absentee	Early Voting	Election Day
Cody Moore	102	27.79%	<div style="width: 27.79%;"><div style="width: 27.79%;"></div></div>	1	63	38
Karen Langley	168	45.78%	<div style="width: 45.78%;"><div style="width: 45.78%;"></div></div>	8	116	44
Rodney Allen Cole	75	20.44%	<div style="width: 20.44%;"><div style="width: 20.44%;"></div></div>	2	42	31
Total Votes Cast	345	94.01%	<div style="width: 94.01%;"><div style="width: 94.01%;"></div></div>	11	221	113
Overvotes	0	0.00%	<div style="width: 0.00%;"><div style="width: 0.00%;"></div></div>	0	0	0
Undervotes	22	5.99%	<div style="width: 5.99%;"><div style="width: 5.99%;"></div></div>	0	15	7
Contest Totals	367	100.00%	<div style="width: 100.00%;"><div style="width: 100.00%;"></div></div>	11	236	120

PRECINCT 3

REP Proposition 1

Vote For 1

	TOTAL	VOTE %	Absentee	Early Voting	Election Day
YES	317	86.38%	11	201	105
NO	35	9.54%	0	26	9
Total Votes Cast	352	95.91%	11	227	114
Overvotes	0	0.00%	0	0	0
Undervotes	15	4.09%	0	9	6
Contest Totals	367	100.00%	11	236	120

REP Proposition 2

Vote For 1

	TOTAL	VOTE %	Absentee	Early Voting	Election Day
YES	328	89.37%	11	212	105
NO	24	6.54%	0	13	11
Total Votes Cast	352	95.91%	11	225	116
Overvotes	0	0.00%	0	0	0
Undervotes	15	4.09%	0	11	4
Contest Totals	367	100.00%	11	236	120

REP Proposition 3

Vote For 1

	TOTAL	VOTE %	Absentee	Early Voting	Election Day
YES	229	62.40%	7	150	72
NO	127	34.60%	2	78	47
Total Votes Cast	356	97.00%	9	228	119
Overvotes	0	0.00%	0	0	0
Undervotes	11	3.00%	2	8	1
Contest Totals	367	100.00%	11	236	120

REP Proposition 4

Vote For 1

	TOTAL	VOTE %	Absentee	Early Voting	Election Day
YES	307	83.65%	9	197	101
NO	46	12.53%	0	28	18
Total Votes Cast	353	96.19%	9	225	119
Overvotes	0	0.00%	0	0	0
Undervotes	14	3.81%	2	11	1
Contest Totals	367	100.00%	11	236	120

PRECINCT 3

REP Proposition 5

Vote For 1

	TOTAL	VOTE %		Absentee	Early Voting	Election Day
YES	329	89.65%	<div style="width: 89.65%;"><div style="width: 89.65%;"></div></div>	9	216	104
NO	26	7.08%	<div style="width: 7.08%;"><div style="width: 7.08%;"></div></div>	0	11	15
Total Votes Cast	355	96.73%	<div style="width: 96.73%;"><div style="width: 96.73%;"></div></div>	9	227	119
Overvotes	0	0.00%	<div style="width: 0.00%;"><div style="width: 0.00%;"></div></div>	0	0	0
Undervotes	12	3.27%	<div style="width: 3.27%;"><div style="width: 3.27%;"></div></div>	2	9	1
Contest Totals	367	100.00%	<div style="width: 100.00%;"><div style="width: 100.00%;"></div></div>	11	236	120

REP Proposition 6

Vote For 1

	TOTAL	VOTE %		Absentee	Early Voting	Election Day
YES	328	89.37%	<div style="width: 89.37%;"><div style="width: 89.37%;"></div></div>	11	210	107
NO	29	7.90%	<div style="width: 7.90%;"><div style="width: 7.90%;"></div></div>	0	19	10
Total Votes Cast	357	97.28%	<div style="width: 97.28%;"><div style="width: 97.28%;"></div></div>	11	229	117
Overvotes	0	0.00%	<div style="width: 0.00%;"><div style="width: 0.00%;"></div></div>	0	0	0
Undervotes	10	2.72%	<div style="width: 2.72%;"><div style="width: 2.72%;"></div></div>	0	7	3
Contest Totals	367	100.00%	<div style="width: 100.00%;"><div style="width: 100.00%;"></div></div>	11	236	120

REP Proposition 7

Vote For 1

	TOTAL	VOTE %		Absentee	Early Voting	Election Day
YES	318	86.65%	<div style="width: 86.65%;"><div style="width: 86.65%;"></div></div>	8	208	102
NO	32	8.72%	<div style="width: 8.72%;"><div style="width: 8.72%;"></div></div>	3	15	14
Total Votes Cast	350	95.37%	<div style="width: 95.37%;"><div style="width: 95.37%;"></div></div>	11	223	116
Overvotes	0	0.00%	<div style="width: 0.00%;"><div style="width: 0.00%;"></div></div>	0	0	0
Undervotes	17	4.63%	<div style="width: 4.63%;"><div style="width: 4.63%;"></div></div>	0	13	4
Contest Totals	367	100.00%	<div style="width: 100.00%;"><div style="width: 100.00%;"></div></div>	11	236	120

REP Proposition 8

Vote For 1

	TOTAL	VOTE %		Absentee	Early Voting	Election Day
YES	328	89.37%	<div style="width: 89.37%;"><div style="width: 89.37%;"></div></div>	9	211	108
NO	27	7.36%	<div style="width: 7.36%;"><div style="width: 7.36%;"></div></div>	0	18	9
Total Votes Cast	355	96.73%	<div style="width: 96.73%;"><div style="width: 96.73%;"></div></div>	9	229	117
Overvotes	0	0.00%	<div style="width: 0.00%;"><div style="width: 0.00%;"></div></div>	0	0	0
Undervotes	12	3.27%	<div style="width: 3.27%;"><div style="width: 3.27%;"></div></div>	2	7	3
Contest Totals	367	100.00%	<div style="width: 100.00%;"><div style="width: 100.00%;"></div></div>	11	236	120

PRECINCT 3

REP Proposition 9

Vote For 1

	TOTAL	VOTE %		Absentee	Early Voting	Election Day
YES	290	79.02%	<div style="width: 79.02%;"><div style="width: 79.02%;"></div></div>	8	192	90
NO	62	16.89%	<div style="width: 16.89%;"><div style="width: 16.89%;"></div></div>	1	34	27
Total Votes Cast	352	95.91%	<div style="width: 95.91%;"><div style="width: 95.91%;"></div></div>	9	226	117
Overvotes	0	0.00%	<div style="width: 0.00%;"><div style="width: 0.00%;"></div></div>	0	0	0
Undervotes	15	4.09%	<div style="width: 4.09%;"><div style="width: 4.09%;"></div></div>	2	10	3
Contest Totals	367	100.00%	<div style="width: 100.00%;"><div style="width: 100.00%;"></div></div>	11	236	120

REP Proposition 10

Vote For 1

	TOTAL	VOTE %		Absentee	Early Voting	Election Day
YES	316	86.10%	<div style="width: 86.10%;"><div style="width: 86.10%;"></div></div>	11	209	96
NO	17	4.63%	<div style="width: 4.63%;"><div style="width: 4.63%;"></div></div>	0	8	9
Total Votes Cast	333	90.74%	<div style="width: 90.74%;"><div style="width: 90.74%;"></div></div>	11	217	105
Overvotes	0	0.00%	<div style="width: 0.00%;"><div style="width: 0.00%;"></div></div>	0	0	0
Undervotes	34	9.26%	<div style="width: 9.26%;"><div style="width: 9.26%;"></div></div>	0	19	15
Contest Totals	367	100.00%	<div style="width: 100.00%;"><div style="width: 100.00%;"></div></div>	11	236	120

DEM US Senator

Vote For 1

	TOTAL	VOTE %		Absentee	Early Voting	Election Day
Ahmad R. Hassan	0	0.00%	<div style="width: 0.00%;"><div style="width: 0.00%;"></div></div>	0	0	0
James Talarico	26	74.29%	<div style="width: 74.29%;"><div style="width: 74.29%;"></div></div>	2	15	9
Jasmine Crockett	8	22.86%	<div style="width: 22.86%;"><div style="width: 22.86%;"></div></div>	0	6	2
Total Votes Cast	34	97.14%	<div style="width: 97.14%;"><div style="width: 97.14%;"></div></div>	2	21	11
Overvotes	0	0.00%	<div style="width: 0.00%;"><div style="width: 0.00%;"></div></div>	0	0	0
Undervotes	1	2.86%	<div style="width: 2.86%;"><div style="width: 2.86%;"></div></div>	0	1	0
Contest Totals	35	100.00%	<div style="width: 100.00%;"><div style="width: 100.00%;"></div></div>	2	22	11

DEM US Representative, District 11

Vote For 1

	TOTAL	VOTE %		Absentee	Early Voting	Election Day
Pedro (Pete) Ruiz	14	40.00%	<div style="width: 40.00%;"><div style="width: 40.00%;"></div></div>	1	10	3
Claire Reynolds	19	54.29%	<div style="width: 54.29%;"><div style="width: 54.29%;"></div></div>	1	11	7
Total Votes Cast	33	94.29%	<div style="width: 94.29%;"><div style="width: 94.29%;"></div></div>	2	21	10
Overvotes	0	0.00%	<div style="width: 0.00%;"><div style="width: 0.00%;"></div></div>	0	0	0
Undervotes	2	5.71%	<div style="width: 5.71%;"><div style="width: 5.71%;"></div></div>	0	1	1
Contest Totals	35	100.00%	<div style="width: 100.00%;"><div style="width: 100.00%;"></div></div>	2	22	11

PRECINCT 3

DEM Governor

Vote For 1

	TOTAL	VOTE %	Absentee	Early Voting	Election Day
Bobby Cole	7	20.00%	0	4	3
Carlton W. Hart	1	2.86%	0	1	0
Angela "TiaAngie" Villescaz	3	8.57%	1	2	0
Gina Hinojosa	16	45.71%	0	10	6
Jose Navarro Balbuena	2	5.71%	0	2	0
Patricia Abrego	1	2.86%	0	1	0
Chris Bell	2	5.71%	1	0	1
Andrew White	1	2.86%	0	1	0
Zach Vance	1	2.86%	0	0	1
Total Votes Cast	34	97.14%	2	21	11
Overvotes	0	0.00%	0	0	0
Undervotes	1	2.86%	0	1	0
Contest Totals	35	100.00%	2	22	11

DEM Lieutenant Governor

Vote For 1

	TOTAL	VOTE %	Absentee	Early Voting	Election Day
Courtney Head	7	20.00%	0	5	2
Vikki Goodwin	13	37.14%	1	8	4
Marcos Isaias Velez	12	34.29%	1	7	4
Total Votes Cast	32	91.43%	2	20	10
Overvotes	0	0.00%	0	0	0
Undervotes	3	8.57%	0	2	1
Contest Totals	35	100.00%	2	22	11

DEM Attorney General

Vote For 1

	TOTAL	VOTE %	Absentee	Early Voting	Election Day
Joe Jaworski	8	22.86%	1	5	2
Anthony "Tony" Box	12	34.29%	1	7	4
Nathan Johnson	12	34.29%	0	7	5
Total Votes Cast	32	91.43%	2	19	11
Overvotes	0	0.00%	0	0	0
Undervotes	3	8.57%	0	3	0
Contest Totals	35	100.00%	2	22	11

PRECINCT 3

DEM Comptroller of Public Accounts

Vote For 1

	TOTAL	VOTE %		Absentee	Early Voting	Election Day
Michael Lange	11	31.43%		1	5	5
Savant Moore	3	8.57%		0	2	1
Sarah Eckhardt	18	51.43%		1	13	4
Total Votes Cast	32	91.43%		2	20	10
Overvotes	0	0.00%		0	0	0
Undervotes	3	8.57%		0	2	1
Contest Totals	35	100.00%		2	22	11

DEM Commissioner of the General Land Office

Vote For 1

	TOTAL	VOTE %		Absentee	Early Voting	Election Day
Benjamin Flores	14	40.00%		1	5	8
Jose Loya	19	54.29%		1	15	3
Total Votes Cast	33	94.29%		2	20	11
Overvotes	0	0.00%		0	0	0
Undervotes	2	5.71%		0	2	0
Contest Totals	35	100.00%		2	22	11

DEM Commissioner of Agriculture

Vote For 1

	TOTAL	VOTE %		Absentee	Early Voting	Election Day
Clayton Tucker	29	82.86%		2	17	10
Total Votes Cast	29	82.86%		2	17	10
Overvotes	0	0.00%		0	0	0
Undervotes	6	17.14%		0	5	1
Contest Totals	35	100.00%		2	22	11

DEM Railroad Commissioner

Vote For 1

	TOTAL	VOTE %		Absentee	Early Voting	Election Day
Jon Rosenthal	28	80.00%		2	17	9
Total Votes Cast	28	80.00%		2	17	9
Overvotes	0	0.00%		0	0	0
Undervotes	7	20.00%		0	5	2
Contest Totals	35	100.00%		2	22	11

PRECINCT 3

DEM Chief Justice, Supreme Court

Vote For 1

	TOTAL	VOTE %		Absentee	Early Voting	Election Day
Cory L. Carlyle	13	37.14%	<div style="width: 37.14%;"><div style="width: 37.14%;"></div></div>	1	7	5
Maggie Ellis	18	51.43%	<div style="width: 51.43%;"><div style="width: 51.43%;"></div></div>	1	12	5
Total Votes Cast	31	88.57%	<div style="width: 88.57%;"><div style="width: 88.57%;"></div></div>	2	19	10
Overvotes	0	0.00%	<div style="width: 0.00%;"><div style="width: 0.00%;"></div></div>	0	0	0
Undervotes	4	11.43%	<div style="width: 11.43%;"><div style="width: 11.43%;"></div></div>	0	3	1
Contest Totals	35	100.00%	<div style="width: 100.00%;"><div style="width: 100.00%;"></div></div>	2	22	11

DEM Justice, Supreme Court, PI 2 Unexp

Vote For 1

	TOTAL	VOTE %		Absentee	Early Voting	Election Day
Chari Kelly	28	80.00%	<div style="width: 80.00%;"><div style="width: 80.00%;"></div></div>	2	16	10
Total Votes Cast	28	80.00%	<div style="width: 80.00%;"><div style="width: 80.00%;"></div></div>	2	16	10
Overvotes	0	0.00%	<div style="width: 0.00%;"><div style="width: 0.00%;"></div></div>	0	0	0
Undervotes	7	20.00%	<div style="width: 20.00%;"><div style="width: 20.00%;"></div></div>	0	6	1
Contest Totals	35	100.00%	<div style="width: 100.00%;"><div style="width: 100.00%;"></div></div>	2	22	11

DEM Justice, Supreme Court, PI 7

Vote For 1

	TOTAL	VOTE %		Absentee	Early Voting	Election Day
Gordon Goodman	10	28.57%	<div style="width: 28.57%;"><div style="width: 28.57%;"></div></div>	1	5	4
Kristen Hawkins	19	54.29%	<div style="width: 54.29%;"><div style="width: 54.29%;"></div></div>	1	12	6
Total Votes Cast	29	82.86%	<div style="width: 82.86%;"><div style="width: 82.86%;"></div></div>	2	17	10
Overvotes	0	0.00%	<div style="width: 0.00%;"><div style="width: 0.00%;"></div></div>	0	0	0
Undervotes	6	17.14%	<div style="width: 17.14%;"><div style="width: 17.14%;"></div></div>	0	5	1
Contest Totals	35	100.00%	<div style="width: 100.00%;"><div style="width: 100.00%;"></div></div>	2	22	11

DEM Justice, Supreme Court, PI 8

Vote For 1

	TOTAL	VOTE %		Absentee	Early Voting	Election Day
Gisela D. Triana	28	80.00%	<div style="width: 80.00%;"><div style="width: 80.00%;"></div></div>	2	16	10
Total Votes Cast	28	80.00%	<div style="width: 80.00%;"><div style="width: 80.00%;"></div></div>	2	16	10
Overvotes	0	0.00%	<div style="width: 0.00%;"><div style="width: 0.00%;"></div></div>	0	0	0
Undervotes	7	20.00%	<div style="width: 20.00%;"><div style="width: 20.00%;"></div></div>	0	6	1
Contest Totals	35	100.00%	<div style="width: 100.00%;"><div style="width: 100.00%;"></div></div>	2	22	11

DEM Judge, Ct of Crim App, PI 3

Vote For 1

	TOTAL	VOTE %		Absentee	Early Voting	Election Day
Okey Anyiam	28	80.00%	<div style="width: 80.00%;"><div style="width: 80.00%;"></div></div>	2	16	10
Total Votes Cast	28	80.00%	<div style="width: 80.00%;"><div style="width: 80.00%;"></div></div>	2	16	10
Overvotes	0	0.00%	<div style="width: 0.00%;"><div style="width: 0.00%;"></div></div>	0	0	0
Undervotes	7	20.00%	<div style="width: 20.00%;"><div style="width: 20.00%;"></div></div>	0	6	1
Contest Totals	35	100.00%	<div style="width: 100.00%;"><div style="width: 100.00%;"></div></div>	2	22	11

PRECINCT 3

DEM Judge, Ct of Crim App, PI 4

Vote For 1

	TOTAL	VOTE %		Absentee	Early Voting	Election Day
Audra Riley	28	80.00%	<div style="width: 80%;"><div style="width: 80%;"></div></div>	2	16	10
Total Votes Cast	28	80.00%	<div style="width: 80%;"><div style="width: 80%;"></div></div>	2	16	10
Overvotes	0	0.00%	<div style="width: 0%;"><div style="width: 0%;"></div></div>	0	0	0
Undervotes	7	20.00%	<div style="width: 20%;"><div style="width: 20%;"></div></div>	0	6	1
Contest Totals	35	100.00%	<div style="width: 100%;"><div style="width: 100%;"></div></div>	2	22	11

DEM Judge, Ct of Crim App, PI 9

Vote For 1

	TOTAL	VOTE %		Absentee	Early Voting	Election Day
Holly Taylor	29	82.86%	<div style="width: 82.86%;"><div style="width: 82.86%;"></div></div>	2	16	11
Total Votes Cast	29	82.86%	<div style="width: 82.86%;"><div style="width: 82.86%;"></div></div>	2	16	11
Overvotes	0	0.00%	<div style="width: 0%;"><div style="width: 0%;"></div></div>	0	0	0
Undervotes	6	17.14%	<div style="width: 17.14%;"><div style="width: 17.14%;"></div></div>	0	6	0
Contest Totals	35	100.00%	<div style="width: 100%;"><div style="width: 100%;"></div></div>	2	22	11

DEM State Senator, Dist 28

Vote For 1

	TOTAL	VOTE %		Absentee	Early Voting	Election Day
Riley Rodriguez	31	88.57%	<div style="width: 88.57%;"><div style="width: 88.57%;"></div></div>	2	18	11
Total Votes Cast	31	88.57%	<div style="width: 88.57%;"><div style="width: 88.57%;"></div></div>	2	18	11
Overvotes	0	0.00%	<div style="width: 0%;"><div style="width: 0%;"></div></div>	0	0	0
Undervotes	4	11.43%	<div style="width: 11.43%;"><div style="width: 11.43%;"></div></div>	0	4	0
Contest Totals	35	100.00%	<div style="width: 100%;"><div style="width: 100%;"></div></div>	2	22	11

DEM State Representative, Dist 72

Vote For 1

	TOTAL	VOTE %		Absentee	Early Voting	Election Day
Shiloh Salazar	30	85.71%	<div style="width: 85.71%;"><div style="width: 85.71%;"></div></div>	2	17	11
Total Votes Cast	30	85.71%	<div style="width: 85.71%;"><div style="width: 85.71%;"></div></div>	2	17	11
Overvotes	0	0.00%	<div style="width: 0%;"><div style="width: 0%;"></div></div>	0	0	0
Undervotes	5	14.29%	<div style="width: 14.29%;"><div style="width: 14.29%;"></div></div>	0	5	0
Contest Totals	35	100.00%	<div style="width: 100%;"><div style="width: 100%;"></div></div>	2	22	11

DEM Chief Justice, 15th Ct of App Dist.

Vote For 1

	TOTAL	VOTE %		Absentee	Early Voting	Election Day
Jerry Zimmerer	27	77.14%	<div style="width: 77.14%;"><div style="width: 77.14%;"></div></div>	2	14	11
Total Votes Cast	27	77.14%	<div style="width: 77.14%;"><div style="width: 77.14%;"></div></div>	2	14	11
Overvotes	0	0.00%	<div style="width: 0%;"><div style="width: 0%;"></div></div>	0	0	0
Undervotes	8	22.86%	<div style="width: 22.86%;"><div style="width: 22.86%;"></div></div>	0	8	0
Contest Totals	35	100.00%	<div style="width: 100%;"><div style="width: 100%;"></div></div>	2	22	11

PRECINCT 3

DEM Justice, 15th Ct of App Dist, PI 2

Vote For 1

	TOTAL	VOTE %		Absentee	Early Voting	Election Day
Tom Baker	27	77.14%	<div style="width: 77.14%; background-color: #f0e68c;"></div>	2	14	11
Total Votes Cast	27	77.14%	<div style="width: 77.14%; background-color: #f0e68c;"></div>	2	14	11
Overvotes	0	0.00%	<div style="width: 0.00%; background-color: #f0e68c;"></div>	0	0	0
Undervotes	8	22.86%	<div style="width: 22.86%; background-color: #f0e68c;"></div>	0	8	0
Contest Totals	35	100.00%	<div style="width: 100.00%; background-color: #f0e68c;"></div>	2	22	11

DEM Justice, 15th Ct of App Dist, PI 3

Vote For 1

	TOTAL	VOTE %		Absentee	Early Voting	Election Day
Marc M. Meyer	27	77.14%	<div style="width: 77.14%; background-color: #f0e68c;"></div>	2	14	11
Total Votes Cast	27	77.14%	<div style="width: 77.14%; background-color: #f0e68c;"></div>	2	14	11
Overvotes	0	0.00%	<div style="width: 0.00%; background-color: #f0e68c;"></div>	0	0	0
Undervotes	8	22.86%	<div style="width: 22.86%; background-color: #f0e68c;"></div>	0	8	0
Contest Totals	35	100.00%	<div style="width: 100.00%; background-color: #f0e68c;"></div>	2	22	11

DEM Proposition #1

Vote For 1

	TOTAL	VOTE %		Absentee	Early Voting	Election Day
Yes	32	91.43%	<div style="width: 91.43%; background-color: #f0e68c;"></div>	2	19	11
No	1	2.86%	<div style="width: 2.86%; background-color: #f0e68c;"></div>	0	1	0
Total Votes Cast	33	94.29%	<div style="width: 94.29%; background-color: #f0e68c;"></div>	2	20	11
Overvotes	0	0.00%	<div style="width: 0.00%; background-color: #f0e68c;"></div>	0	0	0
Undervotes	2	5.71%	<div style="width: 5.71%; background-color: #f0e68c;"></div>	0	2	0
Contest Totals	35	100.00%	<div style="width: 100.00%; background-color: #f0e68c;"></div>	2	22	11

DEM Proposition #2

Vote For 1

	TOTAL	VOTE %		Absentee	Early Voting	Election Day
Yes	30	85.71%	<div style="width: 85.71%; background-color: #f0e68c;"></div>	2	17	11
No	1	2.86%	<div style="width: 2.86%; background-color: #f0e68c;"></div>	0	1	0
Total Votes Cast	31	88.57%	<div style="width: 88.57%; background-color: #f0e68c;"></div>	2	18	11
Overvotes	0	0.00%	<div style="width: 0.00%; background-color: #f0e68c;"></div>	0	0	0
Undervotes	4	11.43%	<div style="width: 11.43%; background-color: #f0e68c;"></div>	0	4	0
Contest Totals	35	100.00%	<div style="width: 100.00%; background-color: #f0e68c;"></div>	2	22	11

PRECINCT 3

DEM Proposition #3

Vote For 1

	TOTAL	VOTE %		Absentee	Early Voting	Election Day
Yes	34	97.14%	<div style="width: 97.14%; height: 10px; background-color: #ffc107;"></div>	2	22	10
No	1	2.86%	<div style="width: 2.86%; height: 10px; background-color: #6c757d;"></div>	0	0	1
Total Votes Cast	35	100.00%	<div style="width: 100%; height: 10px; background-color: #ffc107;"></div>	2	22	11
Overvotes	0	0.00%	<div style="width: 0%; height: 10px; background-color: #6c757d;"></div>	0	0	0
Undervotes	0	0.00%	<div style="width: 0%; height: 10px; background-color: #6c757d;"></div>	0	0	0
Contest Totals	35	100.00%	<div style="width: 100%; height: 10px; background-color: #ffc107;"></div>	2	22	11

DEM Proposition #4

Vote For 1

	TOTAL	VOTE %		Absentee	Early Voting	Election Day
Yes	32	91.43%	<div style="width: 91.43%; height: 10px; background-color: #ffc107;"></div>	1	20	11
No	2	5.71%	<div style="width: 5.71%; height: 10px; background-color: #6c757d;"></div>	0	2	0
Total Votes Cast	34	97.14%	<div style="width: 97.14%; height: 10px; background-color: #ffc107;"></div>	1	22	11
Overvotes	0	0.00%	<div style="width: 0%; height: 10px; background-color: #6c757d;"></div>	0	0	0
Undervotes	1	2.86%	<div style="width: 2.86%; height: 10px; background-color: #6c757d;"></div>	1	0	0
Contest Totals	35	100.00%	<div style="width: 100%; height: 10px; background-color: #ffc107;"></div>	2	22	11

DEM Proposition #5

Vote For 1

	TOTAL	VOTE %		Absentee	Early Voting	Election Day
Yes	33	94.29%	<div style="width: 94.29%; height: 10px; background-color: #ffc107;"></div>	2	20	11
No	1	2.86%	<div style="width: 2.86%; height: 10px; background-color: #6c757d;"></div>	0	1	0
Total Votes Cast	34	97.14%	<div style="width: 97.14%; height: 10px; background-color: #ffc107;"></div>	2	21	11
Overvotes	0	0.00%	<div style="width: 0%; height: 10px; background-color: #6c757d;"></div>	0	0	0
Undervotes	1	2.86%	<div style="width: 2.86%; height: 10px; background-color: #6c757d;"></div>	0	1	0
Contest Totals	35	100.00%	<div style="width: 100%; height: 10px; background-color: #ffc107;"></div>	2	22	11

DEM Proposition #6

Vote For 1

	TOTAL	VOTE %		Absentee	Early Voting	Election Day
Yes	30	85.71%	<div style="width: 85.71%; height: 10px; background-color: #ffc107;"></div>	1	18	11
No	3	8.57%	<div style="width: 8.57%; height: 10px; background-color: #6c757d;"></div>	0	3	0
Total Votes Cast	33	94.29%	<div style="width: 94.29%; height: 10px; background-color: #ffc107;"></div>	1	21	11
Overvotes	0	0.00%	<div style="width: 0%; height: 10px; background-color: #6c757d;"></div>	0	0	0
Undervotes	2	5.71%	<div style="width: 5.71%; height: 10px; background-color: #6c757d;"></div>	1	1	0
Contest Totals	35	100.00%	<div style="width: 100%; height: 10px; background-color: #ffc107;"></div>	2	22	11

PRECINCT 3

DEM Proposition #7

Vote For 1

	TOTAL	VOTE %		Absentee	Early Voting	Election Day
Yes	33	94.29%	<div style="width: 94.29%; background-color: #ffc107;"></div>	1	21	11
No	0	0.00%	<div style="width: 0.00%; background-color: #6c757d;"></div>	0	0	0
Total Votes Cast	33	94.29%	<div style="width: 94.29%; background-color: #ffc107;"></div>	1	21	11
Overvotes	0	0.00%	<div style="width: 0.00%; background-color: #6c757d;"></div>	0	0	0
Undervotes	2	5.71%	<div style="width: 5.71%; background-color: #6c757d;"></div>	1	1	0
Contest Totals	35	100.00%	<div style="width: 100.00%; background-color: #ffc107;"></div>	2	22	11

DEM Proposition #8

Vote For 1

	TOTAL	VOTE %		Absentee	Early Voting	Election Day
Yes	22	62.86%	<div style="width: 62.86%; background-color: #ffc107;"></div>	1	14	7
No	9	25.71%	<div style="width: 25.71%; background-color: #6c757d;"></div>	0	5	4
Total Votes Cast	31	88.57%	<div style="width: 88.57%; background-color: #ffc107;"></div>	1	19	11
Overvotes	0	0.00%	<div style="width: 0.00%; background-color: #6c757d;"></div>	0	0	0
Undervotes	4	11.43%	<div style="width: 11.43%; background-color: #6c757d;"></div>	1	3	0
Contest Totals	35	100.00%	<div style="width: 100.00%; background-color: #ffc107;"></div>	2	22	11

DEM Proposition #9

Vote For 1

	TOTAL	VOTE %		Absentee	Early Voting	Election Day
Yes	32	91.43%	<div style="width: 91.43%; background-color: #ffc107;"></div>	1	20	11
No	0	0.00%	<div style="width: 0.00%; background-color: #6c757d;"></div>	0	0	0
Total Votes Cast	32	91.43%	<div style="width: 91.43%; background-color: #ffc107;"></div>	1	20	11
Overvotes	0	0.00%	<div style="width: 0.00%; background-color: #6c757d;"></div>	0	0	0
Undervotes	3	8.57%	<div style="width: 8.57%; background-color: #6c757d;"></div>	1	2	0
Contest Totals	35	100.00%	<div style="width: 100.00%; background-color: #ffc107;"></div>	2	22	11

DEM Proposition #10

Vote For 1

	TOTAL	VOTE %		Absentee	Early Voting	Election Day
Yes	32	91.43%	<div style="width: 91.43%; background-color: #ffc107;"></div>	2	19	11
No	0	0.00%	<div style="width: 0.00%; background-color: #6c757d;"></div>	0	0	0
Total Votes Cast	32	91.43%	<div style="width: 91.43%; background-color: #ffc107;"></div>	2	19	11
Overvotes	0	0.00%	<div style="width: 0.00%; background-color: #6c757d;"></div>	0	0	0
Undervotes	3	8.57%	<div style="width: 8.57%; background-color: #6c757d;"></div>	0	3	0
Contest Totals	35	100.00%	<div style="width: 100.00%; background-color: #ffc107;"></div>	2	22	11

PRECINCT 3

DEM Proposition #11

Vote For 1

	TOTAL	VOTE %		Absentee	Early Voting	Election Day
Yes	34	97.14%	<div style="width: 97.14%; background-color: #f1c40f;"></div>	2	21	11
No	0	0.00%	<div style="width: 0.00%; background-color: #95a5a6;"></div>	0	0	0
Total Votes Cast	34	97.14%	<div style="width: 97.14%; background-color: #f1c40f;"></div>	2	21	11
Overvotes	0	0.00%	<div style="width: 0.00%; background-color: #95a5a6;"></div>	0	0	0
Undervotes	1	2.86%	<div style="width: 2.86%; background-color: #95a5a6;"></div>	0	1	0
Contest Totals	35	100.00%	<div style="width: 100.00%; background-color: #f1c40f;"></div>	2	22	11

DEM Proposition #12

Vote For 1

	TOTAL	VOTE %		Absentee	Early Voting	Election Day
Yes	32	91.43%	<div style="width: 91.43%; background-color: #f1c40f;"></div>	1	20	11
No	2	5.71%	<div style="width: 5.71%; background-color: #95a5a6;"></div>	0	2	0
Total Votes Cast	34	97.14%	<div style="width: 97.14%; background-color: #f1c40f;"></div>	1	22	11
Overvotes	0	0.00%	<div style="width: 0.00%; background-color: #95a5a6;"></div>	0	0	0
Undervotes	1	2.86%	<div style="width: 2.86%; background-color: #95a5a6;"></div>	1	0	0
Contest Totals	35	100.00%	<div style="width: 100.00%; background-color: #f1c40f;"></div>	2	22	11

DEM Proposition #13

Vote For 1

	TOTAL	VOTE %		Absentee	Early Voting	Election Day
Yes	31	88.57%	<div style="width: 88.57%; background-color: #f1c40f;"></div>	2	19	10
No	3	8.57%	<div style="width: 8.57%; background-color: #95a5a6;"></div>	0	2	1
Total Votes Cast	34	97.14%	<div style="width: 97.14%; background-color: #f1c40f;"></div>	2	21	11
Overvotes	0	0.00%	<div style="width: 0.00%; background-color: #95a5a6;"></div>	0	0	0
Undervotes	1	2.86%	<div style="width: 2.86%; background-color: #95a5a6;"></div>	0	1	0
Contest Totals	35	100.00%	<div style="width: 100.00%; background-color: #f1c40f;"></div>	2	22	11

PRECINCT 4

Statistics	TOTAL	Absentee	Early Voting	Election Day
Registered Voters - Total	1,545			
Registered Voters - Republican Party	0			
Registered Voters - Democratic Party	0			
Registered Voters - NONPARTISAN	1,545			
Ballots Cast - Total	576	24	398	154
Ballots Cast - Republican Party	538	24	365	149
Ballots Cast - Democratic Party	38	0	33	5
Ballots Cast - NONPARTISAN	0	0	0	0
Ballots Cast - Blank	0	0	0	0
Voter Turnout - Total	37.28%			
Voter Turnout - Republican Party	0.00%			
Voter Turnout - Democratic Party	0.00%			
Voter Turnout - NONPARTISAN	0.00%			

REP US Senator

Vote For 1

	TOTAL	VOTE %	Absentee	Early Voting	Election Day
Ken Paxton	253	47.03%	10	174	69
Wesley Hunt	48	8.92%	0	33	15
Sara Canady	9	1.67%	0	7	2
Virgil John Bierschwale	1	0.19%	0	0	1
Anna Bender	3	0.56%	0	0	3
John Cornyn	198	36.80%	14	129	55
Gulrez "Gus" Khan	3	0.56%	0	3	0
John O. Adefope	1	0.19%	0	1	0
Total Votes Cast	516	95.91%	24	347	145
Overvotes	0	0.00%	0	0	0
Undervotes	22	4.09%	0	18	4
Contest Totals	538	100.00%	24	365	149

REP US Representative, District 11

Vote For 1

	TOTAL	VOTE %	Absentee	Early Voting	Election Day
August Pfluger	453	84.20%	19	307	127
Total Votes Cast	453	84.20%	19	307	127
Overvotes	0	0.00%	0	0	0
Undervotes	85	15.80%	5	58	22
Contest Totals	538	100.00%	24	365	149

PRECINCT 4

REP Governor

Vote For 1

	TOTAL	VOTE %	Absentee	Early Voting	Election Day
Arturo Espinosa	5	0.93%	0	3	2
Greg Abbott	421	78.25%	23	289	109
Pete "Doc" Chambers	76	14.13%	1	45	30
Stephen Samuelson	2	0.37%	0	2	0
Evelyn Brooks	4	0.74%	0	2	2
Kenneth Hyde	2	0.37%	0	1	1
Ronnie Tullos	2	0.37%	0	2	0
Nathaniel Welch	2	0.37%	0	1	1
Mark V. Goloby	1	0.19%	0	1	0
R.F. "Bob" Achgill	0	0.00%	0	0	0
Charles Andrew Crouch	4	0.74%	0	4	0
Total Votes Cast	519	96.47%	24	350	145
Overvotes	0	0.00%	0	0	0
Undervotes	19	3.53%	0	15	4
Contest Totals	538	100.00%	24	365	149

REP Lieutenant Governor

Vote For 1

	TOTAL	VOTE %	Absentee	Early Voting	Election Day
Esala Wueschner	8	1.49%	0	6	2
Dan Patrick	439	81.60%	22	296	121
Timothy Mabry	39	7.25%	0	30	9
Perla Munoz Hopkins	11	2.04%	1	6	4
Total Votes Cast	497	92.38%	23	338	136
Overvotes	0	0.00%	0	0	0
Undervotes	41	7.62%	1	27	13
Contest Totals	538	100.00%	24	365	149

REP Attorney General

Vote For 1

	TOTAL	VOTE %	Absentee	Early Voting	Election Day
Aaron Reitz	71	13.20%	4	47	20
Joan Huffman	108	20.07%	7	69	32
Mayes Middleton	156	29.00%	7	112	37
Chip Roy	138	25.65%	5	93	40
Total Votes Cast	473	87.92%	23	321	129
Overvotes	0	0.00%	0	0	0
Undervotes	65	12.08%	1	44	20
Contest Totals	538	100.00%	24	365	149

PRECINCT 4

REP Comptroller of Public Accounts

Vote For 1

	TOTAL	VOTE %		Absentee	Early Voting	Election Day
Christi Craddick	130	24.16%	<div style="width: 24.16%; background-color: #ffc107;"></div>	10	100	20
Don Huffines	237	44.05%	<div style="width: 44.05%; background-color: #ffc107;"></div>	8	152	77
Kelly Hancock	109	20.26%	<div style="width: 20.26%; background-color: #ffc107;"></div>	4	74	31
Michael Berlanga	8	1.49%	<div style="width: 1.49%; background-color: #ffc107;"></div>	0	5	3
Total Votes Cast	484	89.96%	<div style="width: 89.96%; background-color: #ffc107;"></div>	22	331	131
Overvotes	0	0.00%	<div style="width: 0.00%; background-color: #ffc107;"></div>	0	0	0
Undervotes	54	10.04%	<div style="width: 10.04%; background-color: #ffc107;"></div>	2	34	18
Contest Totals	538	100.00%	<div style="width: 100.00%; background-color: #ffc107;"></div>	24	365	149

REP Comm General Land Office

Vote For 1

	TOTAL	VOTE %		Absentee	Early Voting	Election Day
Dawn Buckingham	419	77.88%	<div style="width: 77.88%; background-color: #ffc107;"></div>	24	278	117
Total Votes Cast	419	77.88%	<div style="width: 77.88%; background-color: #ffc107;"></div>	24	278	117
Overvotes	0	0.00%	<div style="width: 0.00%; background-color: #ffc107;"></div>	0	0	0
Undervotes	119	22.12%	<div style="width: 22.12%; background-color: #ffc107;"></div>	0	87	32
Contest Totals	538	100.00%	<div style="width: 100.00%; background-color: #ffc107;"></div>	24	365	149

REP Commissioner of Agriculture

Vote For 1

	TOTAL	VOTE %		Absentee	Early Voting	Election Day
Nate Sheets	164	30.48%	<div style="width: 30.48%; background-color: #ffc107;"></div>	9	115	40
Sid Miller	312	57.99%	<div style="width: 57.99%; background-color: #ffc107;"></div>	15	210	87
Total Votes Cast	476	88.48%	<div style="width: 88.48%; background-color: #ffc107;"></div>	24	325	127
Overvotes	0	0.00%	<div style="width: 0.00%; background-color: #ffc107;"></div>	0	0	0
Undervotes	62	11.52%	<div style="width: 11.52%; background-color: #ffc107;"></div>	0	40	22
Contest Totals	538	100.00%	<div style="width: 100.00%; background-color: #ffc107;"></div>	24	365	149

REP Railroad Commissioner

Vote For 1

	TOTAL	VOTE %		Absentee	Early Voting	Election Day
Hawk Dunlap	88	16.36%	<div style="width: 16.36%; background-color: #ffc107;"></div>	2	60	26
Bo French	58	10.78%	<div style="width: 10.78%; background-color: #ffc107;"></div>	4	36	18
Jim Wright	176	32.71%	<div style="width: 32.71%; background-color: #ffc107;"></div>	6	134	36
Katherine Culbert	31	5.76%	<div style="width: 5.76%; background-color: #ffc107;"></div>	0	20	11
James (Jim) Matlock	91	16.91%	<div style="width: 16.91%; background-color: #ffc107;"></div>	8	59	24
Total Votes Cast	444	82.53%	<div style="width: 82.53%; background-color: #ffc107;"></div>	20	309	115
Overvotes	0	0.00%	<div style="width: 0.00%; background-color: #ffc107;"></div>	0	0	0
Undervotes	94	17.47%	<div style="width: 17.47%; background-color: #ffc107;"></div>	4	56	34
Contest Totals	538	100.00%	<div style="width: 100.00%; background-color: #ffc107;"></div>	24	365	149

PRECINCT 4

REP Chief Justice, Supreme Court

Vote For 1

	TOTAL	VOTE %		Absentee	Early Voting	Election Day
Jimmy Blacklock	408	75.84%	<div style="width: 75.84%;"><div style="width: 75.84%;"></div></div>	23	273	112
Total Votes Cast	408	75.84%	<div style="width: 75.84%;"><div style="width: 75.84%;"></div></div>	23	273	112
Overvotes	0	0.00%	<div style="width: 0%;"><div style="width: 0%;"></div></div>	0	0	0
Undervotes	130	24.16%	<div style="width: 24.16%;"><div style="width: 24.16%;"></div></div>	1	92	37
Contest Totals	538	100.00%	<div style="width: 100%;"><div style="width: 100%;"></div></div>	24	365	149

REP Justice, Supreme Court, PI 2 Unexp

Vote For 1

	TOTAL	VOTE %		Absentee	Early Voting	Election Day
James P. Sullivan	406	75.46%	<div style="width: 75.46%;"><div style="width: 75.46%;"></div></div>	23	274	109
Total Votes Cast	406	75.46%	<div style="width: 75.46%;"><div style="width: 75.46%;"></div></div>	23	274	109
Overvotes	0	0.00%	<div style="width: 0%;"><div style="width: 0%;"></div></div>	0	0	0
Undervotes	132	24.54%	<div style="width: 24.54%;"><div style="width: 24.54%;"></div></div>	1	91	40
Contest Totals	538	100.00%	<div style="width: 100%;"><div style="width: 100%;"></div></div>	24	365	149

REP Justice, Supreme Court, PI 7

Vote For 1

	TOTAL	VOTE %		Absentee	Early Voting	Election Day
Kyle Hawkins	397	73.79%	<div style="width: 73.79%;"><div style="width: 73.79%;"></div></div>	22	265	110
Total Votes Cast	397	73.79%	<div style="width: 73.79%;"><div style="width: 73.79%;"></div></div>	22	265	110
Overvotes	0	0.00%	<div style="width: 0%;"><div style="width: 0%;"></div></div>	0	0	0
Undervotes	141	26.21%	<div style="width: 26.21%;"><div style="width: 26.21%;"></div></div>	2	100	39
Contest Totals	538	100.00%	<div style="width: 100%;"><div style="width: 100%;"></div></div>	24	365	149

REP Justice, Supreme Court, PI 8

Vote For 1

	TOTAL	VOTE %		Absentee	Early Voting	Election Day
Brett Busby	398	73.98%	<div style="width: 73.98%;"><div style="width: 73.98%;"></div></div>	23	265	110
Total Votes Cast	398	73.98%	<div style="width: 73.98%;"><div style="width: 73.98%;"></div></div>	23	265	110
Overvotes	0	0.00%	<div style="width: 0%;"><div style="width: 0%;"></div></div>	0	0	0
Undervotes	140	26.02%	<div style="width: 26.02%;"><div style="width: 26.02%;"></div></div>	1	100	39
Contest Totals	538	100.00%	<div style="width: 100%;"><div style="width: 100%;"></div></div>	24	365	149

PRECINCT 4

REP Judge, Ct of Crim App, PI 3

Vote For 1

	TOTAL	VOTE %		Absentee	Early Voting	Election Day
Alison Fox	114	21.19%	<div style="width: 21.19%; background-color: #ffc107;"></div>	6	78	30
Lesli Fitzpatrick	84	15.61%	<div style="width: 15.61%; background-color: #ffc107;"></div>	4	55	25
Thomas Smith	94	17.47%	<div style="width: 17.47%; background-color: #ffc107;"></div>	4	70	20
Brent Coffee	80	14.87%	<div style="width: 14.87%; background-color: #ffc107;"></div>	6	54	20
Total Votes Cast	372	69.14%	<div style="width: 69.14%; background-color: #ffc107;"></div>	20	257	95
Overvotes	0	0.00%	<div style="width: 0.00%; background-color: #ffc107;"></div>	0	0	0
Undervotes	166	30.86%	<div style="width: 30.86%; background-color: #ffc107;"></div>	4	108	54
Contest Totals	538	100.00%	<div style="width: 100.00%; background-color: #ffc107;"></div>	24	365	149

REP Judge, Ct of Crim App, PI 4

Vote For 1

	TOTAL	VOTE %		Absentee	Early Voting	Election Day
Kevin Patrick Yeary	393	73.05%	<div style="width: 73.05%; background-color: #ffc107;"></div>	24	260	109
Total Votes Cast	393	73.05%	<div style="width: 73.05%; background-color: #ffc107;"></div>	24	260	109
Overvotes	0	0.00%	<div style="width: 0.00%; background-color: #ffc107;"></div>	0	0	0
Undervotes	145	26.95%	<div style="width: 26.95%; background-color: #ffc107;"></div>	0	105	40
Contest Totals	538	100.00%	<div style="width: 100.00%; background-color: #ffc107;"></div>	24	365	149

REP Judge, Ct of Crim App, PI 9

Vote For 1

	TOTAL	VOTE %		Absentee	Early Voting	Election Day
John Messinger	300	55.76%	<div style="width: 55.76%; background-color: #ffc107;"></div>	14	209	77
Jennifer Balido	86	15.99%	<div style="width: 15.99%; background-color: #ffc107;"></div>	8	57	21
Total Votes Cast	386	71.75%	<div style="width: 71.75%; background-color: #ffc107;"></div>	22	266	98
Overvotes	0	0.00%	<div style="width: 0.00%; background-color: #ffc107;"></div>	0	0	0
Undervotes	152	28.25%	<div style="width: 28.25%; background-color: #ffc107;"></div>	2	99	51
Contest Totals	538	100.00%	<div style="width: 100.00%; background-color: #ffc107;"></div>	24	365	149

REP State Senator, Dist 28

Vote For 1

	TOTAL	VOTE %		Absentee	Early Voting	Election Day
Charles Perry	408	75.84%	<div style="width: 75.84%; background-color: #ffc107;"></div>	24	275	109
Total Votes Cast	408	75.84%	<div style="width: 75.84%; background-color: #ffc107;"></div>	24	275	109
Overvotes	0	0.00%	<div style="width: 0.00%; background-color: #ffc107;"></div>	0	0	0
Undervotes	130	24.16%	<div style="width: 24.16%; background-color: #ffc107;"></div>	0	90	40
Contest Totals	538	100.00%	<div style="width: 100.00%; background-color: #ffc107;"></div>	24	365	149

PRECINCT 4

REP State Representative, Dist 72

Vote For 1

	TOTAL	VOTE %		Absentee	Early Voting	Election Day
Drew Darby	412	76.58%	<div style="width: 76.58%;"><div style="width: 76.58%;"></div></div>	23	276	113
Total Votes Cast	412	76.58%	<div style="width: 76.58%;"><div style="width: 76.58%;"></div></div>	23	276	113
Overvotes	0	0.00%	<div style="width: 0%;"><div style="width: 0%;"></div></div>	0	0	0
Undervotes	126	23.42%	<div style="width: 23.42%;"><div style="width: 23.42%;"></div></div>	1	89	36
Contest Totals	538	100.00%	<div style="width: 100%;"><div style="width: 100%;"></div></div>	24	365	149

REP Chief Justice, 15th Ct of App Dist.

Vote For 1

	TOTAL	VOTE %		Absentee	Early Voting	Election Day
Scott Brister	391	72.68%	<div style="width: 72.68%;"><div style="width: 72.68%;"></div></div>	24	261	106
Total Votes Cast	391	72.68%	<div style="width: 72.68%;"><div style="width: 72.68%;"></div></div>	24	261	106
Overvotes	0	0.00%	<div style="width: 0%;"><div style="width: 0%;"></div></div>	0	0	0
Undervotes	147	27.32%	<div style="width: 27.32%;"><div style="width: 27.32%;"></div></div>	0	104	43
Contest Totals	538	100.00%	<div style="width: 100%;"><div style="width: 100%;"></div></div>	24	365	149

REP Justice, 15th Ct of App Dist, PI 2

Vote For 1

	TOTAL	VOTE %		Absentee	Early Voting	Election Day
Scott K. Field	391	72.68%	<div style="width: 72.68%;"><div style="width: 72.68%;"></div></div>	23	261	107
Total Votes Cast	391	72.68%	<div style="width: 72.68%;"><div style="width: 72.68%;"></div></div>	23	261	107
Overvotes	0	0.00%	<div style="width: 0%;"><div style="width: 0%;"></div></div>	0	0	0
Undervotes	147	27.32%	<div style="width: 27.32%;"><div style="width: 27.32%;"></div></div>	1	104	42
Contest Totals	538	100.00%	<div style="width: 100%;"><div style="width: 100%;"></div></div>	24	365	149

REP Justice, 15th Ct of App Dist, PI 3

Vote For 1

	TOTAL	VOTE %		Absentee	Early Voting	Election Day
April Farris	387	71.93%	<div style="width: 71.93%;"><div style="width: 71.93%;"></div></div>	21	260	106
Total Votes Cast	387	71.93%	<div style="width: 71.93%;"><div style="width: 71.93%;"></div></div>	21	260	106
Overvotes	0	0.00%	<div style="width: 0%;"><div style="width: 0%;"></div></div>	0	0	0
Undervotes	151	28.07%	<div style="width: 28.07%;"><div style="width: 28.07%;"></div></div>	3	105	43
Contest Totals	538	100.00%	<div style="width: 100%;"><div style="width: 100%;"></div></div>	24	365	149

REP Justice, 11th Ct of App Dist, PI 2

Vote For 1

	TOTAL	VOTE %		Absentee	Early Voting	Election Day
Bruce Williams	392	72.86%	<div style="width: 72.86%;"><div style="width: 72.86%;"></div></div>	23	262	107
Total Votes Cast	392	72.86%	<div style="width: 72.86%;"><div style="width: 72.86%;"></div></div>	23	262	107
Overvotes	0	0.00%	<div style="width: 0%;"><div style="width: 0%;"></div></div>	0	0	0
Undervotes	146	27.14%	<div style="width: 27.14%;"><div style="width: 27.14%;"></div></div>	1	103	42
Contest Totals	538	100.00%	<div style="width: 100%;"><div style="width: 100%;"></div></div>	24	365	149

PRECINCT 4

REP County Judge

Vote For 1

	TOTAL	VOTE %		Absentee	Early Voting	Election Day
Billy D. Bledsoe	450	83.64%	<div style="width: 83.64%;"><div style="width: 83.64%;"></div></div>	23	306	121
Total Votes Cast	450	83.64%	<div style="width: 83.64%;"><div style="width: 83.64%;"></div></div>	23	306	121
Overvotes	0	0.00%	<div style="width: 0.00%;"><div style="width: 0.00%;"></div></div>	0	0	0
Undervotes	88	16.36%	<div style="width: 16.36%;"><div style="width: 16.36%;"></div></div>	1	59	28
Contest Totals	538	100.00%	<div style="width: 100.00%;"><div style="width: 100.00%;"></div></div>	24	365	149

REP District Clerk

Vote For 1

	TOTAL	VOTE %		Absentee	Early Voting	Election Day
Darlene Huddle	454	84.39%	<div style="width: 84.39%;"><div style="width: 84.39%;"></div></div>	23	310	121
Total Votes Cast	454	84.39%	<div style="width: 84.39%;"><div style="width: 84.39%;"></div></div>	23	310	121
Overvotes	0	0.00%	<div style="width: 0.00%;"><div style="width: 0.00%;"></div></div>	0	0	0
Undervotes	84	15.61%	<div style="width: 15.61%;"><div style="width: 15.61%;"></div></div>	1	55	28
Contest Totals	538	100.00%	<div style="width: 100.00%;"><div style="width: 100.00%;"></div></div>	24	365	149

REP County Clerk

Vote For 1

	TOTAL	VOTE %		Absentee	Early Voting	Election Day
Stacey Mendoza	464	86.25%	<div style="width: 86.25%;"><div style="width: 86.25%;"></div></div>	23	316	125
Total Votes Cast	464	86.25%	<div style="width: 86.25%;"><div style="width: 86.25%;"></div></div>	23	316	125
Overvotes	0	0.00%	<div style="width: 0.00%;"><div style="width: 0.00%;"></div></div>	0	0	0
Undervotes	74	13.75%	<div style="width: 13.75%;"><div style="width: 13.75%;"></div></div>	1	49	24
Contest Totals	538	100.00%	<div style="width: 100.00%;"><div style="width: 100.00%;"></div></div>	24	365	149

REP County Treasurer

Vote For 1

	TOTAL	VOTE %		Absentee	Early Voting	Election Day
Jeana R. Farrow	443	82.34%	<div style="width: 82.34%;"><div style="width: 82.34%;"></div></div>	23	301	119
Total Votes Cast	443	82.34%	<div style="width: 82.34%;"><div style="width: 82.34%;"></div></div>	23	301	119
Overvotes	0	0.00%	<div style="width: 0.00%;"><div style="width: 0.00%;"></div></div>	0	0	0
Undervotes	95	17.66%	<div style="width: 17.66%;"><div style="width: 17.66%;"></div></div>	1	64	30
Contest Totals	538	100.00%	<div style="width: 100.00%;"><div style="width: 100.00%;"></div></div>	24	365	149

REP County Commissioner Pct 4

Vote For 1

	TOTAL	VOTE %		Absentee	Early Voting	Election Day
Eric Elkin	298	55.39%	<div style="width: 55.39%;"><div style="width: 55.39%;"></div></div>	17	204	77
Sharon Sneed Hicks	157	29.18%	<div style="width: 29.18%;"><div style="width: 29.18%;"></div></div>	5	104	48
Dmitriy A. Uzun	54	10.04%	<div style="width: 10.04%;"><div style="width: 10.04%;"></div></div>	1	41	12
Total Votes Cast	509	94.61%	<div style="width: 94.61%;"><div style="width: 94.61%;"></div></div>	23	349	137
Overvotes	0	0.00%	<div style="width: 0.00%;"><div style="width: 0.00%;"></div></div>	0	0	0
Undervotes	29	5.39%	<div style="width: 5.39%;"><div style="width: 5.39%;"></div></div>	1	16	12
Contest Totals	538	100.00%	<div style="width: 100.00%;"><div style="width: 100.00%;"></div></div>	24	365	149

PRECINCT 4

REP JOP

Vote For 1

	TOTAL	VOTE %		Absentee	Early Voting	Election Day
Cody Moore	142	26.39%	<div style="width: 26.39%; background-color: #ffc107;"></div>	9	91	42
Karen Langley	247	45.91%	<div style="width: 45.91%; background-color: #ffc107;"></div>	9	180	58
Rodney Allen Cole	113	21.00%	<div style="width: 21.00%; background-color: #ffc107;"></div>	4	76	33
Total Votes Cast	502	93.31%	<div style="width: 93.31%; background-color: #ffc107;"></div>	22	347	133
Overvotes	0	0.00%	<div style="width: 0.00%; background-color: #ffc107;"></div>	0	0	0
Undervotes	36	6.69%	<div style="width: 6.69%; background-color: #ffc107;"></div>	2	18	16
Contest Totals	538	100.00%	<div style="width: 100.00%; background-color: #ffc107;"></div>	24	365	149

REP Proposition 1

Vote For 1

	TOTAL	VOTE %		Absentee	Early Voting	Election Day
YES	452	84.01%	<div style="width: 84.01%; background-color: #ffc107;"></div>	18	308	126
NO	63	11.71%	<div style="width: 11.71%; background-color: #ffc107;"></div>	5	39	19
Total Votes Cast	515	95.72%	<div style="width: 95.72%; background-color: #ffc107;"></div>	23	347	145
Overvotes	0	0.00%	<div style="width: 0.00%; background-color: #ffc107;"></div>	0	0	0
Undervotes	23	4.28%	<div style="width: 4.28%; background-color: #ffc107;"></div>	1	18	4
Contest Totals	538	100.00%	<div style="width: 100.00%; background-color: #ffc107;"></div>	24	365	149

REP Proposition 2

Vote For 1

	TOTAL	VOTE %		Absentee	Early Voting	Election Day
YES	491	91.26%	<div style="width: 91.26%; background-color: #ffc107;"></div>	23	338	130
NO	37	6.88%	<div style="width: 6.88%; background-color: #ffc107;"></div>	1	20	16
Total Votes Cast	528	98.14%	<div style="width: 98.14%; background-color: #ffc107;"></div>	24	358	146
Overvotes	0	0.00%	<div style="width: 0.00%; background-color: #ffc107;"></div>	0	0	0
Undervotes	10	1.86%	<div style="width: 1.86%; background-color: #ffc107;"></div>	0	7	3
Contest Totals	538	100.00%	<div style="width: 100.00%; background-color: #ffc107;"></div>	24	365	149

REP Proposition 3

Vote For 1

	TOTAL	VOTE %		Absentee	Early Voting	Election Day
YES	380	70.63%	<div style="width: 70.63%; background-color: #ffc107;"></div>	15	257	108
NO	145	26.95%	<div style="width: 26.95%; background-color: #ffc107;"></div>	9	99	37
Total Votes Cast	525	97.58%	<div style="width: 97.58%; background-color: #ffc107;"></div>	24	356	145
Overvotes	0	0.00%	<div style="width: 0.00%; background-color: #ffc107;"></div>	0	0	0
Undervotes	13	2.42%	<div style="width: 2.42%; background-color: #ffc107;"></div>	0	9	4
Contest Totals	538	100.00%	<div style="width: 100.00%; background-color: #ffc107;"></div>	24	365	149

PRECINCT 4

REP Proposition 4

Vote For 1

	TOTAL	VOTE %		Absentee	Early Voting	Election Day
YES	449	83.46%	<div style="width: 83.46%;"><div style="width: 83.46%;"></div></div>	20	300	129
NO	70	13.01%	<div style="width: 13.01%;"><div style="width: 13.01%;"></div></div>	4	49	17
Total Votes Cast	519	96.47%	<div style="width: 96.47%;"><div style="width: 96.47%;"></div></div>	24	349	146
Overvotes	0	0.00%	<div style="width: 0.00%;"><div style="width: 0.00%;"></div></div>	0	0	0
Undervotes	19	3.53%	<div style="width: 3.53%;"><div style="width: 3.53%;"></div></div>	0	16	3
Contest Totals	538	100.00%	<div style="width: 100.00%;"><div style="width: 100.00%;"></div></div>	24	365	149

REP Proposition 5

Vote For 1

	TOTAL	VOTE %		Absentee	Early Voting	Election Day
YES	486	90.33%	<div style="width: 90.33%;"><div style="width: 90.33%;"></div></div>	24	330	132
NO	45	8.36%	<div style="width: 8.36%;"><div style="width: 8.36%;"></div></div>	0	30	15
Total Votes Cast	531	98.70%	<div style="width: 98.70%;"><div style="width: 98.70%;"></div></div>	24	360	147
Overvotes	0	0.00%	<div style="width: 0.00%;"><div style="width: 0.00%;"></div></div>	0	0	0
Undervotes	7	1.30%	<div style="width: 1.30%;"><div style="width: 1.30%;"></div></div>	0	5	2
Contest Totals	538	100.00%	<div style="width: 100.00%;"><div style="width: 100.00%;"></div></div>	24	365	149

REP Proposition 6

Vote For 1

	TOTAL	VOTE %		Absentee	Early Voting	Election Day
YES	477	88.66%	<div style="width: 88.66%;"><div style="width: 88.66%;"></div></div>	20	324	133
NO	43	7.99%	<div style="width: 7.99%;"><div style="width: 7.99%;"></div></div>	3	27	13
Total Votes Cast	520	96.65%	<div style="width: 96.65%;"><div style="width: 96.65%;"></div></div>	23	351	146
Overvotes	0	0.00%	<div style="width: 0.00%;"><div style="width: 0.00%;"></div></div>	0	0	0
Undervotes	18	3.35%	<div style="width: 3.35%;"><div style="width: 3.35%;"></div></div>	1	14	3
Contest Totals	538	100.00%	<div style="width: 100.00%;"><div style="width: 100.00%;"></div></div>	24	365	149

REP Proposition 7

Vote For 1

	TOTAL	VOTE %		Absentee	Early Voting	Election Day
YES	484	89.96%	<div style="width: 89.96%;"><div style="width: 89.96%;"></div></div>	21	328	135
NO	30	5.58%	<div style="width: 5.58%;"><div style="width: 5.58%;"></div></div>	2	20	8
Total Votes Cast	514	95.54%	<div style="width: 95.54%;"><div style="width: 95.54%;"></div></div>	23	348	143
Overvotes	0	0.00%	<div style="width: 0.00%;"><div style="width: 0.00%;"></div></div>	0	0	0
Undervotes	24	4.46%	<div style="width: 4.46%;"><div style="width: 4.46%;"></div></div>	1	17	6
Contest Totals	538	100.00%	<div style="width: 100.00%;"><div style="width: 100.00%;"></div></div>	24	365	149

PRECINCT 4

REP Proposition 8

Vote For 1

	TOTAL	VOTE %		Absentee	Early Voting	Election Day
YES	506	94.05%	<div style="width: 94.05%;"><div style="width: 94.05%;"></div></div>	21	347	138
NO	20	3.72%	<div style="width: 3.72%;"><div style="width: 3.72%;"></div></div>	1	10	9
Total Votes Cast	526	97.77%	<div style="width: 97.77%;"><div style="width: 97.77%;"></div></div>	22	357	147
Overvotes	0	0.00%	<div style="width: 0.00%;"><div style="width: 0.00%;"></div></div>	0	0	0
Undervotes	12	2.23%	<div style="width: 2.23%;"><div style="width: 2.23%;"></div></div>	2	8	2
Contest Totals	538	100.00%	<div style="width: 100.00%;"><div style="width: 100.00%;"></div></div>	24	365	149

REP Proposition 9

Vote For 1

	TOTAL	VOTE %		Absentee	Early Voting	Election Day
YES	416	77.32%	<div style="width: 77.32%;"><div style="width: 77.32%;"></div></div>	21	284	111
NO	99	18.40%	<div style="width: 18.40%;"><div style="width: 18.40%;"></div></div>	2	66	31
Total Votes Cast	515	95.72%	<div style="width: 95.72%;"><div style="width: 95.72%;"></div></div>	23	350	142
Overvotes	0	0.00%	<div style="width: 0.00%;"><div style="width: 0.00%;"></div></div>	0	0	0
Undervotes	23	4.28%	<div style="width: 4.28%;"><div style="width: 4.28%;"></div></div>	1	15	7
Contest Totals	538	100.00%	<div style="width: 100.00%;"><div style="width: 100.00%;"></div></div>	24	365	149

REP Proposition 10

Vote For 1

	TOTAL	VOTE %		Absentee	Early Voting	Election Day
YES	484	89.96%	<div style="width: 89.96%;"><div style="width: 89.96%;"></div></div>	21	330	133
NO	25	4.65%	<div style="width: 4.65%;"><div style="width: 4.65%;"></div></div>	2	18	5
Total Votes Cast	509	94.61%	<div style="width: 94.61%;"><div style="width: 94.61%;"></div></div>	23	348	138
Overvotes	0	0.00%	<div style="width: 0.00%;"><div style="width: 0.00%;"></div></div>	0	0	0
Undervotes	29	5.39%	<div style="width: 5.39%;"><div style="width: 5.39%;"></div></div>	1	17	11
Contest Totals	538	100.00%	<div style="width: 100.00%;"><div style="width: 100.00%;"></div></div>	24	365	149

DEM US Senator

Vote For 1

	TOTAL	VOTE %		Absentee	Early Voting	Election Day
Ahmad R. Hassan	1	2.63%	<div style="width: 2.63%;"><div style="width: 2.63%;"></div></div>	0	1	0
James Talarico	18	47.37%	<div style="width: 47.37%;"><div style="width: 47.37%;"></div></div>	0	16	2
Jasmine Crockett	17	44.74%	<div style="width: 44.74%;"><div style="width: 44.74%;"></div></div>	0	14	3
Total Votes Cast	36	94.74%	<div style="width: 94.74%;"><div style="width: 94.74%;"></div></div>	0	31	5
Overvotes	0	0.00%	<div style="width: 0.00%;"><div style="width: 0.00%;"></div></div>	0	0	0
Undervotes	2	5.26%	<div style="width: 5.26%;"><div style="width: 5.26%;"></div></div>	0	2	0
Contest Totals	38	100.00%	<div style="width: 100.00%;"><div style="width: 100.00%;"></div></div>	0	33	5

PRECINCT 4

DEM US Representative, District 11

Vote For 1

	TOTAL	VOTE %	Absentee	Early Voting	Election Day
Pedro (Pete) Ruiz	8	21.05%	0	8	0
Claire Reynolds	22	57.89%	0	20	2
Total Votes Cast	30	78.95%	0	28	2
Overvotes	0	0.00%	0	0	0
Undervotes	8	21.05%	0	5	3
Contest Totals	38	100.00%	0	33	5

DEM Governor

Vote For 1

	TOTAL	VOTE %	Absentee	Early Voting	Election Day
Bobby Cole	6	15.79%	0	6	0
Carlton W. Hart	0	0.00%	0	0	0
Angela "TiaAngie" Villescaz	4	10.53%	0	3	1
Gina Hinojosa	16	42.11%	0	15	1
Jose Navarro Balbuena	1	2.63%	0	0	1
Patricia Abrego	2	5.26%	0	2	0
Chris Bell	1	2.63%	0	1	0
Andrew White	2	5.26%	0	2	0
Zach Vance	1	2.63%	0	1	0
Total Votes Cast	33	86.84%	0	30	3
Overvotes	0	0.00%	0	0	0
Undervotes	5	13.16%	0	3	2
Contest Totals	38	100.00%	0	33	5

DEM Lieutenant Governor

Vote For 1

	TOTAL	VOTE %	Absentee	Early Voting	Election Day
Courtney Head	12	31.58%	0	12	0
Vikki Goodwin	13	34.21%	0	13	0
Marcos Isaias Velez	4	10.53%	0	3	1
Total Votes Cast	29	76.32%	0	28	1
Overvotes	0	0.00%	0	0	0
Undervotes	9	23.68%	0	5	4
Contest Totals	38	100.00%	0	33	5

PRECINCT 4

DEM Attorney General

Vote For 1

	TOTAL	VOTE %		Absentee	Early Voting	Election Day
Joe Jaworski	11	28.95%	<div style="width: 28.95%; background-color: #ffc107;"></div>	0	10	1
Anthony "Tony" Box	5	13.16%	<div style="width: 13.16%; background-color: #ffc107;"></div>	0	5	0
Nathan Johnson	15	39.47%	<div style="width: 39.47%; background-color: #ffc107;"></div>	0	13	2
Total Votes Cast	31	81.58%	<div style="width: 81.58%; background-color: #ffc107;"></div>	0	28	3
Overvotes	0	0.00%	<div style="width: 0.00%; background-color: #ffc107;"></div>	0	0	0
Undervotes	7	18.42%	<div style="width: 18.42%; background-color: #ffc107;"></div>	0	5	2
Contest Totals	38	100.00%	<div style="width: 100.00%; background-color: #ffc107;"></div>	0	33	5

DEM Comptroller of Public Accounts

Vote For 1

	TOTAL	VOTE %		Absentee	Early Voting	Election Day
Michael Lange	13	34.21%	<div style="width: 34.21%; background-color: #ffc107;"></div>	0	12	1
Savant Moore	4	10.53%	<div style="width: 10.53%; background-color: #ffc107;"></div>	0	4	0
Sarah Eckhardt	14	36.84%	<div style="width: 36.84%; background-color: #ffc107;"></div>	0	12	2
Total Votes Cast	31	81.58%	<div style="width: 81.58%; background-color: #ffc107;"></div>	0	28	3
Overvotes	0	0.00%	<div style="width: 0.00%; background-color: #ffc107;"></div>	0	0	0
Undervotes	7	18.42%	<div style="width: 18.42%; background-color: #ffc107;"></div>	0	5	2
Contest Totals	38	100.00%	<div style="width: 100.00%; background-color: #ffc107;"></div>	0	33	5

DEM Commissioner of the General Land Office

Vote For 1

	TOTAL	VOTE %		Absentee	Early Voting	Election Day
Benjamin Flores	14	36.84%	<div style="width: 36.84%; background-color: #ffc107;"></div>	0	14	0
Jose Loya	14	36.84%	<div style="width: 36.84%; background-color: #ffc107;"></div>	0	12	2
Total Votes Cast	28	73.68%	<div style="width: 73.68%; background-color: #ffc107;"></div>	0	26	2
Overvotes	0	0.00%	<div style="width: 0.00%; background-color: #ffc107;"></div>	0	0	0
Undervotes	10	26.32%	<div style="width: 26.32%; background-color: #ffc107;"></div>	0	7	3
Contest Totals	38	100.00%	<div style="width: 100.00%; background-color: #ffc107;"></div>	0	33	5

DEM Commissioner of Agriculture

Vote For 1

	TOTAL	VOTE %		Absentee	Early Voting	Election Day
Clayton Tucker	30	78.95%	<div style="width: 78.95%; background-color: #ffc107;"></div>	0	26	4
Total Votes Cast	30	78.95%	<div style="width: 78.95%; background-color: #ffc107;"></div>	0	26	4
Overvotes	0	0.00%	<div style="width: 0.00%; background-color: #ffc107;"></div>	0	0	0
Undervotes	8	21.05%	<div style="width: 21.05%; background-color: #ffc107;"></div>	0	7	1
Contest Totals	38	100.00%	<div style="width: 100.00%; background-color: #ffc107;"></div>	0	33	5

PRECINCT 4

DEM Railroad Commissioner

Vote For 1

	TOTAL	VOTE %		Absentee	Early Voting	Election Day
Jon Rosenthal	27	71.05%	<div style="width: 71.05%;"><div style="width: 71.05%;"></div></div>	0	24	3
Total Votes Cast	27	71.05%	<div style="width: 71.05%;"><div style="width: 71.05%;"></div></div>	0	24	3
Overvotes	0	0.00%	<div style="width: 0.00%;"><div style="width: 0.00%;"></div></div>	0	0	0
Undervotes	11	28.95%	<div style="width: 28.95%;"><div style="width: 28.95%;"></div></div>	0	9	2
Contest Totals	38	100.00%	<div style="width: 100.00%;"><div style="width: 100.00%;"></div></div>	0	33	5

DEM Chief Justice, Supreme Court

Vote For 1

	TOTAL	VOTE %		Absentee	Early Voting	Election Day
Cory L. Carlyle	6	15.79%	<div style="width: 15.79%;"><div style="width: 15.79%;"></div></div>	0	5	1
Maggie Ellis	21	55.26%	<div style="width: 55.26%;"><div style="width: 55.26%;"></div></div>	0	20	1
Total Votes Cast	27	71.05%	<div style="width: 71.05%;"><div style="width: 71.05%;"></div></div>	0	25	2
Overvotes	0	0.00%	<div style="width: 0.00%;"><div style="width: 0.00%;"></div></div>	0	0	0
Undervotes	11	28.95%	<div style="width: 28.95%;"><div style="width: 28.95%;"></div></div>	0	8	3
Contest Totals	38	100.00%	<div style="width: 100.00%;"><div style="width: 100.00%;"></div></div>	0	33	5

DEM Justice, Supreme Court, PI 2 Unexp

Vote For 1

	TOTAL	VOTE %		Absentee	Early Voting	Election Day
Chari Kelly	27	71.05%	<div style="width: 71.05%;"><div style="width: 71.05%;"></div></div>	0	25	2
Total Votes Cast	27	71.05%	<div style="width: 71.05%;"><div style="width: 71.05%;"></div></div>	0	25	2
Overvotes	0	0.00%	<div style="width: 0.00%;"><div style="width: 0.00%;"></div></div>	0	0	0
Undervotes	11	28.95%	<div style="width: 28.95%;"><div style="width: 28.95%;"></div></div>	0	8	3
Contest Totals	38	100.00%	<div style="width: 100.00%;"><div style="width: 100.00%;"></div></div>	0	33	5

DEM Justice, Supreme Court, PI 7

Vote For 1

	TOTAL	VOTE %		Absentee	Early Voting	Election Day
Gordon Goodman	6	15.79%	<div style="width: 15.79%;"><div style="width: 15.79%;"></div></div>	0	5	1
Kristen Hawkins	22	57.89%	<div style="width: 57.89%;"><div style="width: 57.89%;"></div></div>	0	21	1
Total Votes Cast	28	73.68%	<div style="width: 73.68%;"><div style="width: 73.68%;"></div></div>	0	26	2
Overvotes	0	0.00%	<div style="width: 0.00%;"><div style="width: 0.00%;"></div></div>	0	0	0
Undervotes	10	26.32%	<div style="width: 26.32%;"><div style="width: 26.32%;"></div></div>	0	7	3
Contest Totals	38	100.00%	<div style="width: 100.00%;"><div style="width: 100.00%;"></div></div>	0	33	5

DEM Justice, Supreme Court, PI 8

Vote For 1

	TOTAL	VOTE %		Absentee	Early Voting	Election Day
Gisela D. Triana	27	71.05%	<div style="width: 71.05%;"><div style="width: 71.05%;"></div></div>	0	25	2
Total Votes Cast	27	71.05%	<div style="width: 71.05%;"><div style="width: 71.05%;"></div></div>	0	25	2
Overvotes	0	0.00%	<div style="width: 0.00%;"><div style="width: 0.00%;"></div></div>	0	0	0
Undervotes	11	28.95%	<div style="width: 28.95%;"><div style="width: 28.95%;"></div></div>	0	8	3
Contest Totals	38	100.00%	<div style="width: 100.00%;"><div style="width: 100.00%;"></div></div>	0	33	5

PRECINCT 4

DEM Judge, Ct of Crim App, PI 3

Vote For 1

	TOTAL	VOTE %		Absentee	Early Voting	Election Day
Okey Anyiam	26	68.42%	<div style="width: 68.42%;"><div style="width: 68.42%;"></div></div>	0	24	2
Total Votes Cast	26	68.42%	<div style="width: 68.42%;"><div style="width: 68.42%;"></div></div>	0	24	2
Overvotes	0	0.00%	<div style="width: 0.00%;"><div style="width: 0.00%;"></div></div>	0	0	0
Undervotes	12	31.58%	<div style="width: 31.58%;"><div style="width: 31.58%;"></div></div>	0	9	3
Contest Totals	38	100.00%	<div style="width: 100.00%;"><div style="width: 100.00%;"></div></div>	0	33	5

DEM Judge, Ct of Crim App, PI 4

Vote For 1

	TOTAL	VOTE %		Absentee	Early Voting	Election Day
Audra Riley	28	73.68%	<div style="width: 73.68%;"><div style="width: 73.68%;"></div></div>	0	26	2
Total Votes Cast	28	73.68%	<div style="width: 73.68%;"><div style="width: 73.68%;"></div></div>	0	26	2
Overvotes	0	0.00%	<div style="width: 0.00%;"><div style="width: 0.00%;"></div></div>	0	0	0
Undervotes	10	26.32%	<div style="width: 26.32%;"><div style="width: 26.32%;"></div></div>	0	7	3
Contest Totals	38	100.00%	<div style="width: 100.00%;"><div style="width: 100.00%;"></div></div>	0	33	5

DEM Judge, Ct of Crim App, PI 9

Vote For 1

	TOTAL	VOTE %		Absentee	Early Voting	Election Day
Holly Taylor	27	71.05%	<div style="width: 71.05%;"><div style="width: 71.05%;"></div></div>	0	25	2
Total Votes Cast	27	71.05%	<div style="width: 71.05%;"><div style="width: 71.05%;"></div></div>	0	25	2
Overvotes	0	0.00%	<div style="width: 0.00%;"><div style="width: 0.00%;"></div></div>	0	0	0
Undervotes	11	28.95%	<div style="width: 28.95%;"><div style="width: 28.95%;"></div></div>	0	8	3
Contest Totals	38	100.00%	<div style="width: 100.00%;"><div style="width: 100.00%;"></div></div>	0	33	5

DEM State Senator, Dist 28

Vote For 1

	TOTAL	VOTE %		Absentee	Early Voting	Election Day
Riley Rodriguez	25	65.79%	<div style="width: 65.79%;"><div style="width: 65.79%;"></div></div>	0	24	1
Total Votes Cast	25	65.79%	<div style="width: 65.79%;"><div style="width: 65.79%;"></div></div>	0	24	1
Overvotes	0	0.00%	<div style="width: 0.00%;"><div style="width: 0.00%;"></div></div>	0	0	0
Undervotes	13	34.21%	<div style="width: 34.21%;"><div style="width: 34.21%;"></div></div>	0	9	4
Contest Totals	38	100.00%	<div style="width: 100.00%;"><div style="width: 100.00%;"></div></div>	0	33	5

DEM State Representative, Dist 72

Vote For 1

	TOTAL	VOTE %		Absentee	Early Voting	Election Day
Shiloh Salazar	26	68.42%	<div style="width: 68.42%;"><div style="width: 68.42%;"></div></div>	0	25	1
Total Votes Cast	26	68.42%	<div style="width: 68.42%;"><div style="width: 68.42%;"></div></div>	0	25	1
Overvotes	0	0.00%	<div style="width: 0.00%;"><div style="width: 0.00%;"></div></div>	0	0	0
Undervotes	12	31.58%	<div style="width: 31.58%;"><div style="width: 31.58%;"></div></div>	0	8	4
Contest Totals	38	100.00%	<div style="width: 100.00%;"><div style="width: 100.00%;"></div></div>	0	33	5

PRECINCT 4

DEM Chief Justice, 15th Ct of App Dist.

Vote For 1

	TOTAL	VOTE %		Absentee	Early Voting	Election Day
Jerry Zimmerer	25	65.79%	<div style="width: 65.79%;"><div style="width: 65.79%;"></div></div>	0	24	1
Total Votes Cast	25	65.79%	<div style="width: 65.79%;"><div style="width: 65.79%;"></div></div>	0	24	1
Overvotes	0	0.00%	<div style="width: 0%;"><div style="width: 0%;"></div></div>	0	0	0
Undervotes	13	34.21%	<div style="width: 34.21%;"><div style="width: 34.21%;"></div></div>	0	9	4
Contest Totals	38	100.00%	<div style="width: 100%;"><div style="width: 100%;"></div></div>	0	33	5

DEM Justice, 15th Ct of App Dist, PI 2

Vote For 1

	TOTAL	VOTE %		Absentee	Early Voting	Election Day
Tom Baker	25	65.79%	<div style="width: 65.79%;"><div style="width: 65.79%;"></div></div>	0	24	1
Total Votes Cast	25	65.79%	<div style="width: 65.79%;"><div style="width: 65.79%;"></div></div>	0	24	1
Overvotes	0	0.00%	<div style="width: 0%;"><div style="width: 0%;"></div></div>	0	0	0
Undervotes	13	34.21%	<div style="width: 34.21%;"><div style="width: 34.21%;"></div></div>	0	9	4
Contest Totals	38	100.00%	<div style="width: 100%;"><div style="width: 100%;"></div></div>	0	33	5

DEM Justice, 15th Ct of App Dist, PI 3

Vote For 1

	TOTAL	VOTE %		Absentee	Early Voting	Election Day
Marc M. Meyer	25	65.79%	<div style="width: 65.79%;"><div style="width: 65.79%;"></div></div>	0	24	1
Total Votes Cast	25	65.79%	<div style="width: 65.79%;"><div style="width: 65.79%;"></div></div>	0	24	1
Overvotes	0	0.00%	<div style="width: 0%;"><div style="width: 0%;"></div></div>	0	0	0
Undervotes	13	34.21%	<div style="width: 34.21%;"><div style="width: 34.21%;"></div></div>	0	9	4
Contest Totals	38	100.00%	<div style="width: 100%;"><div style="width: 100%;"></div></div>	0	33	5

DEM Proposition #1

Vote For 1

	TOTAL	VOTE %		Absentee	Early Voting	Election Day
Yes	33	86.84%	<div style="width: 86.84%;"><div style="width: 86.84%;"></div></div>	0	30	3
No	3	7.89%	<div style="width: 7.89%;"><div style="width: 7.89%;"></div></div>	0	2	1
Total Votes Cast	36	94.74%	<div style="width: 94.74%;"><div style="width: 94.74%;"></div></div>	0	32	4
Overvotes	0	0.00%	<div style="width: 0%;"><div style="width: 0%;"></div></div>	0	0	0
Undervotes	2	5.26%	<div style="width: 5.26%;"><div style="width: 5.26%;"></div></div>	0	1	1
Contest Totals	38	100.00%	<div style="width: 100%;"><div style="width: 100%;"></div></div>	0	33	5

DEM Proposition #2

Vote For 1

	TOTAL	VOTE %		Absentee	Early Voting	Election Day
Yes	34	89.47%	<div style="width: 89.47%;"><div style="width: 89.47%;"></div></div>	0	30	4
No	1	2.63%	<div style="width: 2.63%;"><div style="width: 2.63%;"></div></div>	0	1	0
Total Votes Cast	35	92.11%	<div style="width: 92.11%;"><div style="width: 92.11%;"></div></div>	0	31	4
Overvotes	0	0.00%	<div style="width: 0%;"><div style="width: 0%;"></div></div>	0	0	0
Undervotes	3	7.89%	<div style="width: 7.89%;"><div style="width: 7.89%;"></div></div>	0	2	1
Contest Totals	38	100.00%	<div style="width: 100%;"><div style="width: 100%;"></div></div>	0	33	5

PRECINCT 4

DEM Proposition #3

Vote For 1

	TOTAL	VOTE %		Absentee	Early Voting	Election Day
Yes	38	100.00%	<div style="width: 100%; height: 10px; background-color: #ffc107;"></div>	0	33	5
No	0	0.00%	<div style="width: 0%; height: 10px; background-color: #6c757d;"></div>	0	0	0
Total Votes Cast	38	100.00%	<div style="width: 100%; height: 10px; background-color: #ffc107;"></div>	0	33	5
Overvotes	0	0.00%	<div style="width: 0%; height: 10px; background-color: #6c757d;"></div>	0	0	0
Undervotes	0	0.00%	<div style="width: 0%; height: 10px; background-color: #6c757d;"></div>	0	0	0
Contest Totals	38	100.00%	<div style="width: 100%; height: 10px; background-color: #ffc107;"></div>	0	33	5

DEM Proposition #4

Vote For 1

	TOTAL	VOTE %		Absentee	Early Voting	Election Day
Yes	36	94.74%	<div style="width: 94.74%; height: 10px; background-color: #ffc107;"></div>	0	31	5
No	1	2.63%	<div style="width: 2.63%; height: 10px; background-color: #6c757d;"></div>	0	1	0
Total Votes Cast	37	97.37%	<div style="width: 97.37%; height: 10px; background-color: #ffc107;"></div>	0	32	5
Overvotes	0	0.00%	<div style="width: 0%; height: 10px; background-color: #6c757d;"></div>	0	0	0
Undervotes	1	2.63%	<div style="width: 2.63%; height: 10px; background-color: #6c757d;"></div>	0	1	0
Contest Totals	38	100.00%	<div style="width: 100%; height: 10px; background-color: #ffc107;"></div>	0	33	5

DEM Proposition #5

Vote For 1

	TOTAL	VOTE %		Absentee	Early Voting	Election Day
Yes	32	84.21%	<div style="width: 84.21%; height: 10px; background-color: #ffc107;"></div>	0	29	3
No	3	7.89%	<div style="width: 7.89%; height: 10px; background-color: #6c757d;"></div>	0	1	2
Total Votes Cast	35	92.11%	<div style="width: 92.11%; height: 10px; background-color: #ffc107;"></div>	0	30	5
Overvotes	0	0.00%	<div style="width: 0%; height: 10px; background-color: #6c757d;"></div>	0	0	0
Undervotes	3	7.89%	<div style="width: 7.89%; height: 10px; background-color: #6c757d;"></div>	0	3	0
Contest Totals	38	100.00%	<div style="width: 100%; height: 10px; background-color: #ffc107;"></div>	0	33	5

DEM Proposition #6

Vote For 1

	TOTAL	VOTE %		Absentee	Early Voting	Election Day
Yes	35	92.11%	<div style="width: 92.11%; height: 10px; background-color: #ffc107;"></div>	0	30	5
No	2	5.26%	<div style="width: 5.26%; height: 10px; background-color: #6c757d;"></div>	0	2	0
Total Votes Cast	37	97.37%	<div style="width: 97.37%; height: 10px; background-color: #ffc107;"></div>	0	32	5
Overvotes	0	0.00%	<div style="width: 0%; height: 10px; background-color: #6c757d;"></div>	0	0	0
Undervotes	1	2.63%	<div style="width: 2.63%; height: 10px; background-color: #6c757d;"></div>	0	1	0
Contest Totals	38	100.00%	<div style="width: 100%; height: 10px; background-color: #ffc107;"></div>	0	33	5

PRECINCT 4

DEM Proposition #7

Vote For 1

	TOTAL	VOTE %	Absentee	Early Voting	Election Day
Yes	37	97.37%	0	32	5
No	0	0.00%	0	0	0
Total Votes Cast	37	97.37%	0	32	5
Overvotes	0	0.00%	0	0	0
Undervotes	1	2.63%	0	1	0
Contest Totals	38	100.00%	0	33	5

DEM Proposition #8

Vote For 1

	TOTAL	VOTE %	Absentee	Early Voting	Election Day
Yes	25	65.79%	0	21	4
No	10	26.32%	0	9	1
Total Votes Cast	35	92.11%	0	30	5
Overvotes	0	0.00%	0	0	0
Undervotes	3	7.89%	0	3	0
Contest Totals	38	100.00%	0	33	5

DEM Proposition #9

Vote For 1

	TOTAL	VOTE %	Absentee	Early Voting	Election Day
Yes	31	81.58%	0	27	4
No	5	13.16%	0	4	1
Total Votes Cast	36	94.74%	0	31	5
Overvotes	0	0.00%	0	0	0
Undervotes	2	5.26%	0	2	0
Contest Totals	38	100.00%	0	33	5

DEM Proposition #10

Vote For 1

	TOTAL	VOTE %	Absentee	Early Voting	Election Day
Yes	32	84.21%	0	27	5
No	4	10.53%	0	4	0
Total Votes Cast	36	94.74%	0	31	5
Overvotes	0	0.00%	0	0	0
Undervotes	2	5.26%	0	2	0
Contest Totals	38	100.00%	0	33	5

PRECINCT 4

DEM Proposition #11

Vote For 1

	TOTAL	VOTE %	Absentee	Early Voting	Election Day
Yes	33	86.84%	0	29	4
No	4	10.53%	0	3	1
Total Votes Cast	37	97.37%	0	32	5
Overvotes	0	0.00%	0	0	0
Undervotes	1	2.63%	0	1	0
Contest Totals	38	100.00%	0	33	5

DEM Proposition #12

Vote For 1

	TOTAL	VOTE %	Absentee	Early Voting	Election Day
Yes	35	92.11%	0	30	5
No	1	2.63%	0	1	0
Total Votes Cast	36	94.74%	0	31	5
Overvotes	0	0.00%	0	0	0
Undervotes	2	5.26%	0	2	0
Contest Totals	38	100.00%	0	33	5

DEM Proposition #13

Vote For 1

	TOTAL	VOTE %	Absentee	Early Voting	Election Day
Yes	37	97.37%	0	32	5
No	1	2.63%	0	1	0
Total Votes Cast	38	100.00%	0	33	5
Overvotes	0	0.00%	0	0	0
Undervotes	0	0.00%	0	0	0
Contest Totals	38	100.00%	0	33	5